

**TECHNICAL MANUAL  
ORGANIZATIONAL MAINTENANCE  
REPAIR PARTS AND SPECIAL TOOLS LIST  
FOR**

**TACTICAL IMAGERY INTERPRETATION FACILITY  
AN/TSQ-43 (NSN 5895-00-788-8524)  
AND  
AN/TSQ-43A (NSN 5895-00-255-1772)**

---

**HEADQUARTERS, DEPARTMENT OF THE ARMY  
18 NOVEMBER 1981**

ORGANIZATIONAL MAINTENANCE REPAIR PARTS  
 AND SPECIAL TOOLS LIST  
 FOR

TACTICAL IMAGERY INTERPRETATION FACILITY  
 AN/TSQ-43 (NSN 5895-00-788-8524)  
 AND  
 AN/TSQ-43A (NSN 5895-00-255-1772)

Current as of 23 June 1981

REPORTING ERRORS AND RECOMMENDING IMPROVEMENTS

You can help improve this manual. If you find any mistakes or if you know of a way to improve the procedures, please let us know. Mail your letter, DA Form 2028 (Recommended Changes to Publications and Blank Forms), or DA Form 2028-2 located in back of this manual direct to Commander, US Army Communications-Electronics Command, ATTN: DRSEL-ME-MQ, Fort Monmouth, New Jersey 07703. In either case, a reply will be furnished direct to you.

Table of Contents

SECTION	GROUP	GROUP	Page	Illus Figure
I		Introduction .....	1	
II		Repair Parts List .....	5	
	00	Tactical Imagery Interpretation Facility AN/TSQ-43 and AN/TSQ-43A .....	5	1
	01	Acoustical Booth Assembly SME688299 (No parts authorized)		
		0101 Acoustical Booth Subassembly SME 688293 (No parts authorized)		
		010101 Left Hand Sliding Door Assembly SMD688280) .....	15	23
		010102 Bottom Shelf Subassembly SME688292 .....		
		0102 Fluorescent Unit 2 Lamp 20All .....	23	
		0103 Teletypewriter Reperator Transmitter TT76BGGC (See TM 11-5815-238-20P for listing of parts)		
		0104 Teletypewriter Set AN/UGC-4 (See TM 11-5815-200-20P for listing of parts)		
	02	Heater, Space UH-68E (See TM 5-4520-223-24P for listing of parts)		
	03	Plotting Table, Photo Film AR-87A (See TM 11-6740-259-12 for listing of parts)		
	04	Plotting Table, Photo Film AR-88A (See TM 11-6740-259-12 for listing of parts)		
	05	Console, Viewer-Computer. Image Interpretation AR-85A (See TM11-5895-460-12-2 for listing of parts)		
	06	Viewer, Roll, Photo Interpretation AR-90A (See TM 11-6675-203-24P for listing of parts)		
	07	Viewer, Stereoscope, Roll Film Photo Interpretation AR-91A (See TM 11-6675-202-12 for listing of parts)		
	08	Base, Telegraph MT-791/U (See 11-5805-295-14P for listing of parts)		
	09	Generator, Engine, Trailer Mounted PU-406A/M (See TM 5-6615-365-15 for listing of parts)		
	10	Plotting Table Photo Film AR-87B (See TM 11-6740-259-24P for listing of parts)		
		1001 Drafting Machine SMD688067 .....	33	
	11	Plotting Table Photo Film AR-88B (See TM 11-6740-259-12 for listing of parts)		

\*This manual supersedes TM 11-5895-431-20P, 22 November 1977

			Page	Illus Figure
GROUP	12	Console, Viewer, Computer Image Interpretation AR-85B (See TM 11-5895-460-12 for listing of parts)		
	13	Viewer, Roll, Photographic AR-133A (See TM 11-6675-287-20P for listing of parts)		
	14	Air Conditioner (York Model) MA3-F23A (See TM 5-4120-259-25P for listing of parts)		
	15	Main Unit Assembly TSEC/KW-7 (See TM 11-5810-221-12P for listing of parts)		
		1501 Cover Plate Assembly SMC688327 .....	14	21
		1502 Support Frame Subassembly SMD688288 (No parts authorized)		
	16	Blower Housing Assembly SMD688095 (No parts authorized)		
		1601 Blower Housing SMD688096 (No parts authorized)		
	17	Box Distribution SMD689360 (No parts authorized)		
	18	Cable Assembly Acoustical Booth SMB688613 (No parts authorized)		
GROUP	19	Cable Assembly Ground SMC688175 (No parts authorized)		
	20	Cable Assembly Heater Control SMB688606 (No parts authorized)		
	21	Cable Assembly Teletype SMB688616 (No parts authorized)		
	22	Cable Assembly Viewer No. 2 SMB688616 (No parts authorized)		
	23	Cable Assembly Viewer No. 3 SMB688616 (No parts authorized)		
	24	Cable Assembly Power CX12150TSQ43A .....	24	27
	25	Cable Assembly Power CX12160TSQ43A .....	28	29
	26	Cable Assembly SMB688651 .....	6	13
	27	Cabinet, Center Island Assembly SMD689277 (No parts authorized)		
	28	Case Assembly Optics, BM52A (No parts authorized)		
		2801 Cover Assembly 537037-300 (No parts authorized)		
		2802 Tray Assembly 537037-500 (No parts authorized)		
	29	Circuit Breaker Assembly, Load SMD688134 .....	33	31
GROUP	30	Cleaner, Vacuum 20A26502C7 and 20A26502 .....	6	13
	31	Console Ventilation Doors Assembly SMD688108 (No parts authorized)		
	32	Cord Assembly CX4451U3-4 (No parts authorized)		
	33	Cover, Cork Board Assembly SMD688201 (No parts authorized)		
	34	Curbside Cabinet Assembly SME688483GR1 (No parts authorized)		
		3401 Cabinet Subassembly SME688483GR2 (No parts authorized)		
	35	Enclosure Assembly Interrupter Board .....	40	35
		3501 Blackout Curtain Subassembly SMD688194 .....	40	35
	36	External Cover SMD688165.....	3	9
	37	FADAC, M18 Computer Console, MOD SME688233 .....	41	37
		3701 Connector Box Assembly SMD688234 .....	41	37
		3702 Display Unit SME688402-4 .....	41	37
	38	Ground Strap SMB688176 .....	7	15
	39	Grounding Strap SMC688177 .....	8	17
	40	Rack, Helmet and Gas Mask SMC688119 (No parts authorized)		
GROUP	41	Housing and Filter Subassembly SMC688121 (No parts authorized)		
		4101 Ventilation Housing SMD 688123 (No parts authorized)		
	42	Magnifier Base Assembly SMC688171 (No parts authorized)		
	43	Map Cabinet SMD689331 (No parts authorized)		
	44	Motor Generator Assembly SME688477.....	47	41
		4401 Ground Strap Assembly SMC688478 .....	47	41
		4402 Motor Generator Modified SMC688481 .....	46	39
		440201 Motor Generator 37-061.....	46	39
		44020101 Motor 18-128 .....	46	39
	45	Panel, Patching, Communication SME689311 .....	48	43
		4501 Panel Assembly Patching Communication SME689256 .....	48	43
		450101 Electronic Component Assembly (No parts authorized)		
		450102 Cable Assembly SMC689351 (No parts authorized)		
		4502 Box Assembly Panel SME689257 (No parts authorized)		
		450201 Cable Assembly SMC689354 (No parts authorized)		
		450202 Cable Assembly SMC689356 (No parts authorized)		
	46	Power Entrance Panel Assembly SMD688178 (No parts authorized)		
	47	Power Line Filter Box Assembly SMD688155 (No parts authorized)		
	48	Pulley and Support Subassembly SMC688105 (No parts authorized)		
	49	Pulley and Support Assembly SMD688130 (No parts authorized)		
	50	Reel Rack Assembly, CS Front SMD689376.....	55	45
	51	Reel Rack Assembly, RS Front SMD689377 (Same as Group 50)		
	52	Reel Rack Assembly, CS Center SMD689374 (See Group 50 for listing of parts)		
	53	Reel Rack Assembly, RS Center SMD689375 (See Group 50 for listing of parts)		
	54	Reel Rack Assembly, CS Rear SMD689379 (See Group 50 for listing of parts)		

		Page	Illus Figure
	55 Reel Rack Assembly, RS Rear SMD689379 (See Group 50 for listing of parts)		
GROUP	56 Rifle Rack Assembly SMD688363 .....	61	47
	5601 Gun Rack Assembly SMD688380 .....	61	47
	57 Signal Entrance Panel Assembly SMD688150 (No parts authorized)		
	58 Stowage Cabinet Assembly SMD688073 (No parts authorized)		
	59 Support and Heater Control SMD688222 (No parts authorized)		
	60 Support and Heater Center Assembly SMD688221 .....	9	17
	61 Table Top Cover Subassembly SMD68850'. No parts authorized)		
	6101 Table Top Assembly SMD68S505 (No parts authorized)		
	62 Computer Assembly AR-85B (See TM 11-5895-460-12 for listing of parts)		
	63 Telephone Set TA-312/PT (See TM 11-5805-201-20P for listing of parts)		
	64 Vacuum Cleaner Container SMD688229 (No parts authorized)		
GROUP	65 Van, Tarpaulin SME688302 .....	70	49
	6501 Tarpaulin Assembly SMD688303 .....	70	49
	66 Vacuum Pump Assembly E196-300b169 (No parts authorized)		
	6601 Vacuum Pump Unit, Rotary 0211V36G10X (No parts authorized)		
	67 Vacuum Pump Assembly E196-300B171 (No parts authorized)		
	68 Case, Optics BM-46A (No parts authorized)		
	6801 LH Mounting Assembly E196-300B111 (No parts authorized)		
	680101 Thermostat Assembly (No parts authorized)		
	6802 Shield Assembly E196-300B127 (No parts authorized)		
	6803 RH Mounting Assembly E196-300B110 (No parts authorized)		
	6804 Rhomboid Assembly E196-300B106 (No parts authorized)		
	6805 Lens, Rack Assembly E196-300B107 (No parts authorized)		
	6806 Rack Assembly E196-300B100 (No parts authorized)		
GROUP	69 Cable Assembly Interconnection Box ES33284 (No parts authorized)		
	70 Cable Assembly Interconnection Box ES33283 (No parts authorized)		
	71 Cable Assembly ES33285 (No parts authorized)		
	72 Patch Cable Assembly ES33289-1 (No parts authorized)		
	73 Patch Cable Assembly ES33289-2 (No parts authorized)		
	74 Cable Assembly ES33371-1 (No parts authorized)		
	75 Cable Assembly ES33371-2 (No parts authorized)		
	76 Cable Assembly ES33371-3 (No parts authorized)		
	77 Cable Assembly ES33371-4 (No parts authorized)		
	78 Nameplate Installation ES63358 (No parts authorized)		
	79 Cabinet Assembly ES33187 (No parts authorized)		
	7901 Case Modified ES33342 (No parts authorized)		
	7902 Dummy Box Assembly ES33303 (No parts authorized)		
	7903 Resistor Switch Box Assembly ES33182 (No parts authorized)		
SECTION	III Special Tools List (Not applicable)		
	IV National Stock Number and Part Number Index .....	50	

**SECTION I  
INTRODUCTION**

**1. Scope**

The manual lists spares and repair parts; special tools; special test, measurement, and diagnostic equipment (TMDE), and other special support equipment required for performance of organizational maintenance of the AN/TSQ-43 and AN/ TSQ-43A. It authorizes the requisitioning and issue of spares and repair parts as indicated by the source and maintenance codes.

**2. General**

This Repair Parts and Special Tools List is divided into the following sections:

*a. Section II. Repair Parts List.* A list of spares and repair parts authorized for use in the performance of maintenance. The list also includes parts which must be removed for replacement of the authorized parts. Parts lists are composed of functional groups in numeric sequence, with the parts in each group listed in figure and item number sequence.

*b. Section III. Special Tools List.* Not applicable.

*c. Section IV. National Stock Number and Part Number Index.* A list, in National item identification number (NIIN) sequence, of all National stock numbers (NSN) appearing in the listings, followed by a list, in alphameric sequence, of all part numbers appearing in the listings. National stock numbers and part numbers are cross-referenced to each illustration figure and item number appearance.

**3. Explanation of Columns**

*a. Illustration.* This column is divided as follows:

(1) *Figure number.* Indicates the figure number of the illustration on which the item is shown.

(2) *Item number.* The number used to identify item called out in the illustration.

*b. Source, Maintenance, and Recoverability (SMR) Codes.*

(1) *Source code.* Source codes indicate the manner of acquiring support items for maintenance, repair, or overhaul of end items. Source codes are entered in the first and second positions of the Uniform SMR Code format as follows:

<i>Code</i>	<i>Definition</i>
PA -	Item procured and stocked for anticipated or known usage

PD - Support item, excluding support equipment, procured for initial issue or outfitting and stocked only for subsequent or additional initial issues or outfittings. Not subject to automatic replenishment.

XD - A support item that is not stocked. When required, item will be procured through normal supply channels.

**NOTE**

Cannibalization or salvage may be used as a source of supply for any items source coded above except those coded XA and aircraft support items as restricted by AR 700-42.

(2) Maintenance code. Maintenance codes are assigned to indicate the levels of maintenance authorized to USE and REPAIR support items. The maintenance codes are entered in the third and fourth positions of the Uniform SMR Code format as follows:

(a) The maintenance code entered in the third position will indicate the lowest maintenance level authorized to remove, replace, and use the support item. The maintenance code entered in the third position will indicate one of the following levels of maintenance:

<i>Code</i>	<i>Application/Explanation</i>
-------------	--------------------------------

O - Support item is removed, replaced, used at the organizational level.

(b) The maintenance code entered in the fourth position indicates whether the item is to be repaired and identifies the lowest maintenance level with the capability to perform complete repair (i.e., all authorized maintenance functions). This position will contain one of the following maintenance codes:

<i>Code</i>	<i>Application /Explanation</i>
-------------	---------------------------------

F - The lowest maintenance level capable of complete repair of the support item is the direct support level.

H - The lowest maintenance level capable of complete repair of the support item is the general support level

Z - Nonreparable. No repair is authorized.

(3) Recoverability code. Recoverability codes are assigned to support items to indicate the disposition action on unserviceable items. The recoverability code is entered in the fifth position of the Uniform SMR Code format as follows:

*Recoverability*

<i>codes</i>	<i>Definition</i>
Z -	Nonreparable item. When unserviceable, condemn and dispose at the level indicated in position 3.
F -	Reparable item. When uneconomically repairable, condemn and dispose at the direct support level.
H -	Reparable item. When uneconomically repairable, condemn and dispose at the general support level.
D -	Reparable item. When beyond lower level repair capability, return to depot. Condemnation and disposal not authorized below depot level.

c. National Stock Number. Indicates the National stock number assigned to the item and will be used for requisitioning purposes.

d. Federal Supply Code for Manufacturer (FSCM). The FSCM is a 5-digit numeric code listed in SB 708-41/42 which is used to identify the manufacturer, distributor, or Government agency, etc.

e. Part Number. Indicates the primary number used by the manufacturer (individual, company, firm, corporation, or Government activity), which controls the design and characteristics of the item by means of its engineering drawings, specifications, standards, and inspection requirements to identify an item or range of items.

**NOTE**

When a stock numbered item is requisitioned, the repair part received may have a different part number than the part being replaced.

f. Description. Indicates the Federal item name and, if required, a minimum description to identify the item.

g. Unit of Measure (UIM). Indicates the standard of the basic quantity of the listed item as used in performing the actual maintenance function. This measure is expressed by a two-character alphabetical abbreviation (e.g., ea, in, pr, etc). When the unit of measure differs from the unit of issue, the lowest unit of issue that will satisfy the required units of measure will be requisitioned.

h. Quantity Incorporated in Unit. Indicates the quantity of the item used in the breakout shown on the illustration figure, which is prepared for a functional group, subfunctional group, or an assembly.

**4. Special Information**

a. Usable on codes are shown in the description column. Uncoded items are applicable to all models. Identification of the usable on codes used in this publication are:

Code	Used on
BrW	AN/TSQ-43
All	AN/TSQ-43A

b. The following publications pertain to the AN/TSQ-43 and AN/TSQ-43A and their components.

- TM 5-4120-259-15, Air Conditioner, Floor Mounting, 208v, -3 Phase, 60 hz, ac; 36,000 btu/hr; York Corporation Model MA3-F23A; Therm-Air Mfg.Co. Model CB-36-08-3-60
- TM 5-4120-259-25P, Air Conditioner; Base Mounted, Air Cooled, 208v, 3 Phase, 60 Cycle, ac, Single Package, 36,000 btu/hr (York Corp. Model MA3-F23A) (Therm-Air Mfg. Co. Model CB-36-08-3-60)
- TM 5-4520-209-24P, Heater, Space: Fuel Oil and Gasoline; 60,000 btu; Floor Instl; Van Type; 120v, Single Phase, 60 Cycle (Hunter Model UH-68-2).
- TM 5-4520-233-14, Heater, Space, Multi-fuel w/blower, 60,000 BTU/HR (Hunter Models UH-68D and UH-68E)
- TM 5-4520-233-24P, Heater, Space, Multi-fuel w/blower, 60,000 BTU/HR (Hunter Models UH-68D and UH-68E)
- TM 5-6115-365-15, Generator Sets, Gasoline and Diesel Engine Driven, Trailer Mounted PU-236A/G, PU-236/G, PU-236B/G, PU-253A/U, PU-253/U, PU-304C/MPQ-4, PU-332/G, PU-332A/G, PU-375A/G, PU-375/G, PU375B/G, PU-401/M, PU-402/M, PU-406/M, PU-409/M, PU-409A/M, PU-495/G, PU-551/G, PU-564A/G, PU564B/G, PU-617/M, PU-618/M, PU-619/M, PU-620/M, PU-625/G, PU-628/G, PU-629/G, PU-631/G, and PU656/G
- TM 11-5805-201-12, Telephone Set TA-312/PT
- TM 11-5805-201-20P, Telephone Set TA-312/PT
- TM 11-5805-295-14P, Mountings MT-791/U and MT-791A/U
- TM 11-5810-221-12P, Communications Security Equipment TSEC/KW-7, TSEC/KW-7 with KWX-10/TSEC (FOUO)
- TM 11-5815-200-12, Teletypewriter Sets AN/FGC-20, AN/FGC-20X, AN/FGC-21, AN/FGC-66, AN/FGC-159, AN/FGC-159X, AN/FGC-160, AN/FGC-177, AN/UGC-4, AN/UGC-29, AN/UGC-29X and Teleprinter TT-259/FG
- TM 11-5815-200-20P, Teletypewriter Sets AN/FGC-20, AN/ FGC-159X, AN/FGC-20X, AN/FGC-21, AN/FGC-177, AN/FGC-66, AN/UGC-4, AN/FGC-159, AN/FGC-160, AN/UGC-29 and AN/UGC-29X
- TM 11-5815-238-12, Teletypewriter Sets AN/GGC-3, AN/GGC-3A, AN/GGC-53 and AN/GGC-53A and Teletypewriter Reperforator-Transmitters TT-76/GGC, TT-76A/GGC, TT-76B/GGC, TT-76C/GGC, TT-699/GGC, TT-699B/GGC

- TM 11-5815-238-20P, Teletypewriter Sets AN/GGC-3, AN/GGC-3A, AN/GGC-53 and AN/GGC-53A and Teletypewriter Reperforator-Transmitters TT-76/GGC, TT-76A/GGC, TT-76B/GGC and TT-76C/GGC
- TM 11-5895-431-12, Tactical Imagery Interpretation Facility AN/TSQ-43 and AN/TSQ-43A
- TM 11-5895-460-12, Console, Viewer-Computer, Imagery Interpretation AR-85A and AR-85B
- TM 11-5895-460-12-2, Console, Viewer-Computer Imagery Interpretation AR-85A (Operating Instructions for Program Tape Dated 23 Jan 68)
- TM 11-5895-460-12-3, Console, Viewer-Computer, Imagery Interpretation AR-85A and AR-85B (Operator Proficiency Training and Maintenance Testing)
- TM 11-5895-460-20P, Console, Viewer-Computer Imagery Interpretation AR-85A and AR-85B
- TM 11-6675-202-12, Viewer, Stereoscopic Roll Film Photographic Interpretation AR-91A
- TM 11-6675-203-12, Viewer, Stereoscopic Roll Film, Photographic Interpretation AR-90A
- TM 11-6675-203-24P, Viewer, Stereoscopic Roll Film, Photographic Interpretation AR-90A
- TM 11-6675-287-12, Viewer, Steroscopic, Roll Film, Photographic Interpretation AR-133A
- TM 11-6675-287-20P, Viewer, Stereoscopic, Roll Film, Photographic Interpretation AR-133A
- TM 11-6740-259-12, Plotting Tables, Photographic Film AR-87A, AR-88A, AR-87B, and AR-88B
- TM 11-6760-229-12, Magnifier, Photographic Variable Power AR-86A

c The illustrations in this manual are identical to those published in TM 11-5895-431-34P. Only those parts assigned the third position SMR maintenance code "C" or "O" are listed in the tabular listing; therefore, there

may be a break in the item number sequence. Only illustrations containing organizational authorized items appear in this manual.

## 5. How to Locate Repair Parts

a. When National stock number or part number is unknown.

(1) First. Using the table of contents, determine the functional group within which the item belongs. This is necessary since illustrations are prepared for functional groups and listings are divided into the same groups.

(2) Second. Find the illustration covering the functional group to which the item belongs.

(3) Third. Identify the item on the illustration and note the illustration figure and item number of the item.

(4) Fourth. Using the Repair Parts Listing, find the figure and item number noted on the illustration.

b. When National stock number or part number is known.

(1) First. Using the Index of National Stock Numbers and Part Numbers, find the pertinent National stock number or part number. This index is in NIIN sequence followed by a list of part numbers in alphameric sequence, cross-referenced to the illustration figure number and item number.

(2) Second. After finding the figure and item number, locate the figure and item number in the repair parts list.

## 6. Abbreviations

Not applicable.

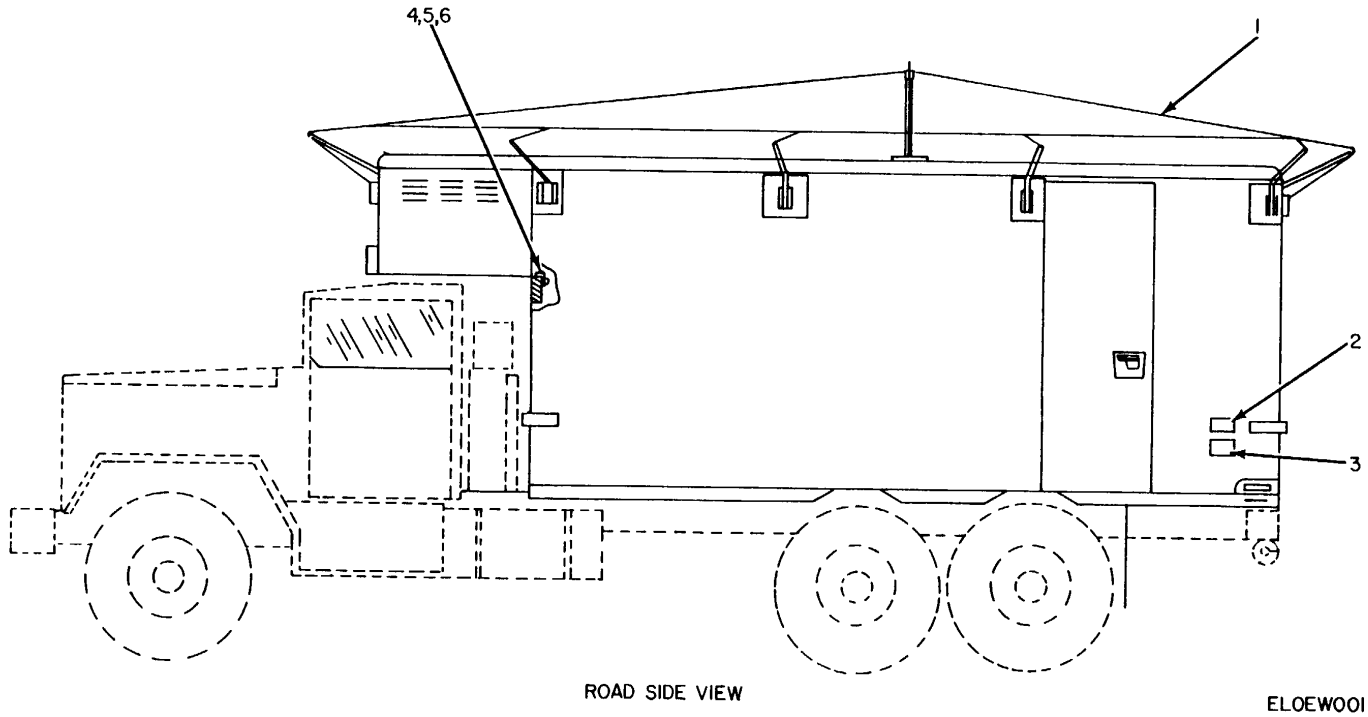


Figure 1. Tactical Imagery Interpretation Facility AN/TSQ-43 and AN/TSQ-43A.



SECTION II

TM 11-5895-431-20P

(1) ILLUSTRATION		(2)	(3)	(4)	(5)	(6)	(7)	(8)
(a) FIG NO.	(b) ITEM NO.	SMR CODE	NATIONAL STOCK NUMBER	FSCM	PART NUMBER	DESCRIPTION  USABLE ON CODE	U/M	QTY INC IN UNIT
1	1	XDOFF		94197	SME688302	GROUP 00 TACTICAL IMAGERY INTERPRETATION FACILITY AN/TSQ-43 AND AN/TSQ.-43A  VAN,TATRPALIN .....	EA	1
					5			

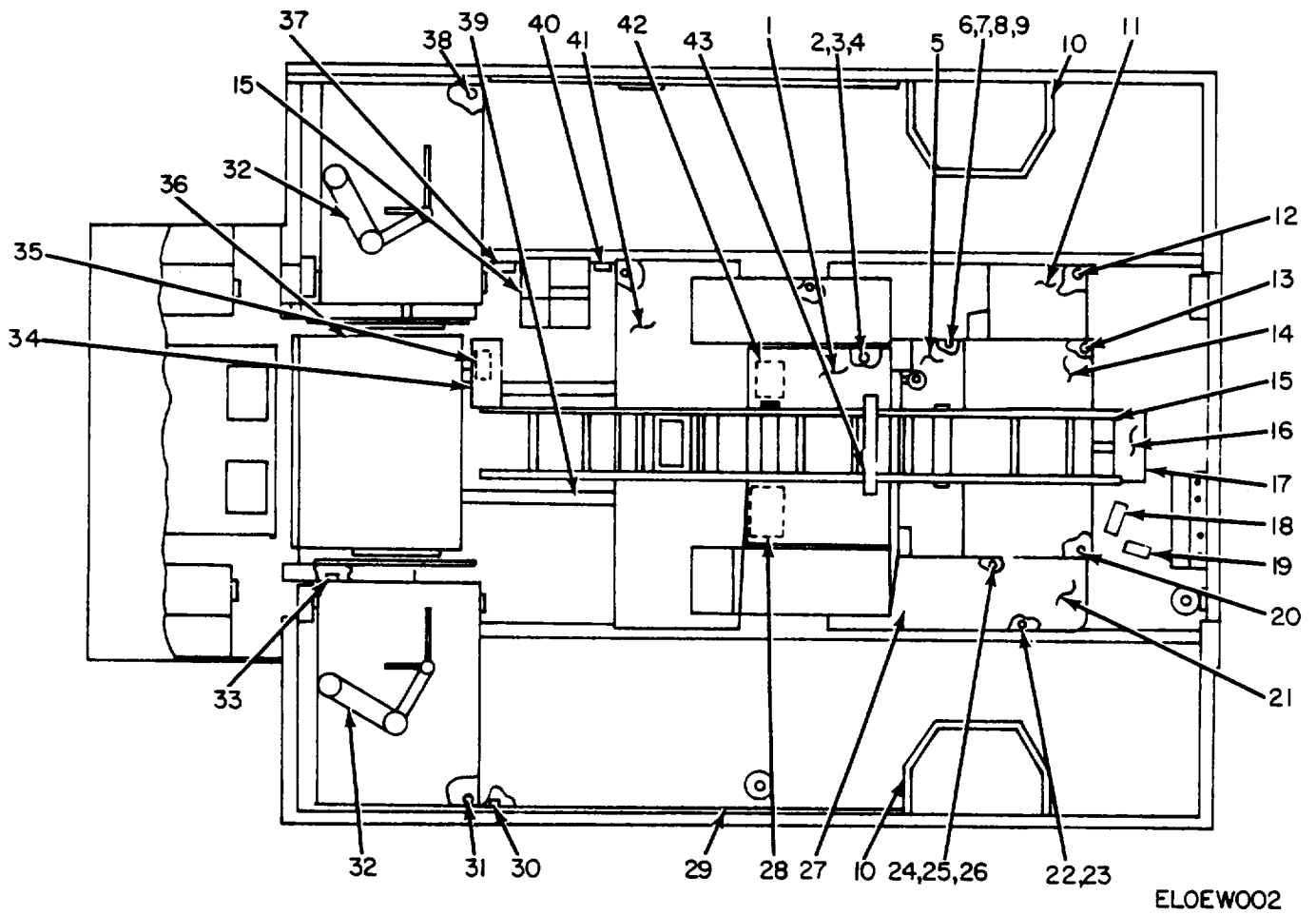
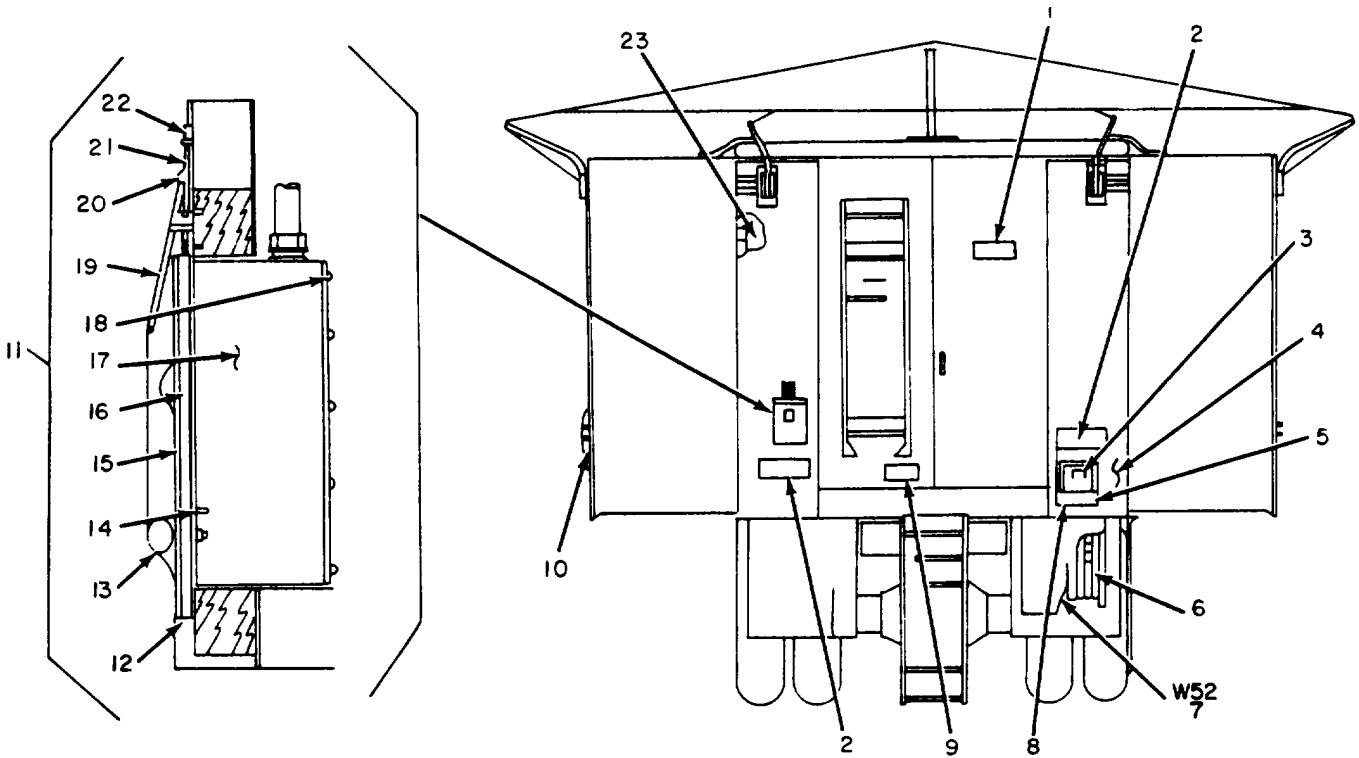


Figure 2. Tactical Imagery Interpretation Facility AN/TSQ-43 and AN/TSQ-43A, Top Interior View.

SECTION II

TM 11-5895-431-20P

(1) ILLUSTRATION		(2)	(3)	(4)	(5)	(6)	(7)	(8)
(a) FIG NO.	(b) ITEM NO.	SMR CODE	NATIONAL STOCK NUMBER	FSCM	PART NUMBER	DESCRIPTION  USABLE ON CODE	U/M	QTY INC IN UNIT
						GROUP 00.TACTICAL IMAGERY INTERPRETATION FACILITY AN/TSQ-43 AND AN/TSQ-43A TOP INTERIOR VIEW		
2	15	XDOZZ		94197	SME689250-2	LADDER, ALUMINUM GFE .....	EA	1
2	17	XDOZZ		94197	SMD688653	STOOL,DRAFTING .....	EA	7
2	18	XDOZZ		94197	SMD688339	BAG,TOTE .....	EA	1
2	19	XDOZZ		94197	SMD688340	BAG,TOTE .....	EA	1
2	32	XDOFF		94197	SMD688067	DRAFTING MACHINE .....	EA	2
2	34	PAOZZ	7110-00-151-6508	94197	SMD688654	CHAIR, ROTAPY .....	EA	1
<b>7</b>								



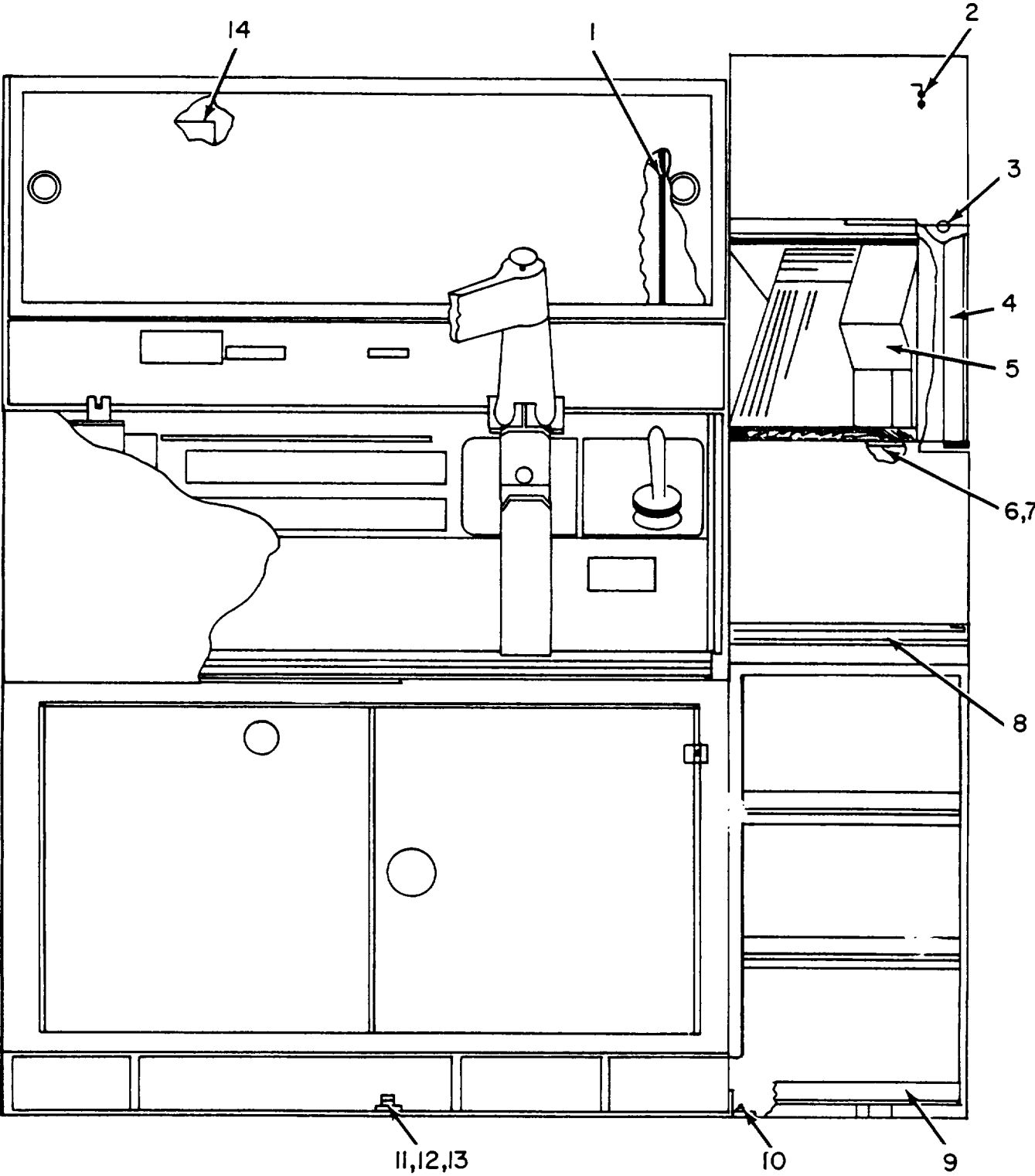
ELOEW003

Figure 3. Tactical Imagery Interpretation Facility AN/TSQ-43 and AN-TSQ-43A, Rear Exterior View.

SECTION II

TM 11-5895-431-20P

(1) ILLUSTRATION		(2)	(3)	(4)	(5)	(6)	(7)	(8)
(a) FIG NO.	(b) ITEM NO.	SMR CODE	NATIONAL STOCK NUMBER	FSCM	PART NUMBER	DESCRIPTION  USABLE ON CODE	U/M	QTY INC IN UNIT
3	6	PAOFD	5995-00-490-4279	80058	CX12150TSQ43A	GROUP 00 TACTICAL IMAGERY INIERPRETATIUN FACILITY AN/TSQ-43 AND AN/TS0-43A REAR EXTERIOR VIEW		
3	7	PAOFD	5995-00-247-3407	80058	CX12160TSQ43A	GROUP 36 EXTERNAL COVER SM0688165  CABLE ASSEMBLY.POWE .....	EA	1
						CABLE ASSEMBLY,POWE .....	EA	1
					<b>9</b>			



ELOEW004

Figure 4. Tactical Imagery Interpretation Facility AN/TSQ-43 and AN/TSQ-43A, Stowage Cabinet, Roadside.

SECTION II

TM 11-5895-431-20P

(1) ILLUSTRATION		(2)	(3)	(4)	(5)	(6)	(7)	(8)
(a) FIG NO.	(b) ITEM NO.	SMR CODE	NATIONAL STOCK NUMBER	FSCM	PART NUMBER	DESCRIPTION  USABLE ON CODE	U/M	QTY INC IN UNIT
4	2	XDOZZ		70276	7-64ACROSSFLAIS	GROUP 00TACTICAL IMAGERY INTERPRETATIUN FACILITY AN/TSQ-43 AND A/TSQO-43A STOWAGE CABINET., ROADSIDE		
4	14	XDOZZ		36378	441892	KEY.HEXAGON..... CARD, FLAG .....	EA EA	1 1
					<b>11</b>			

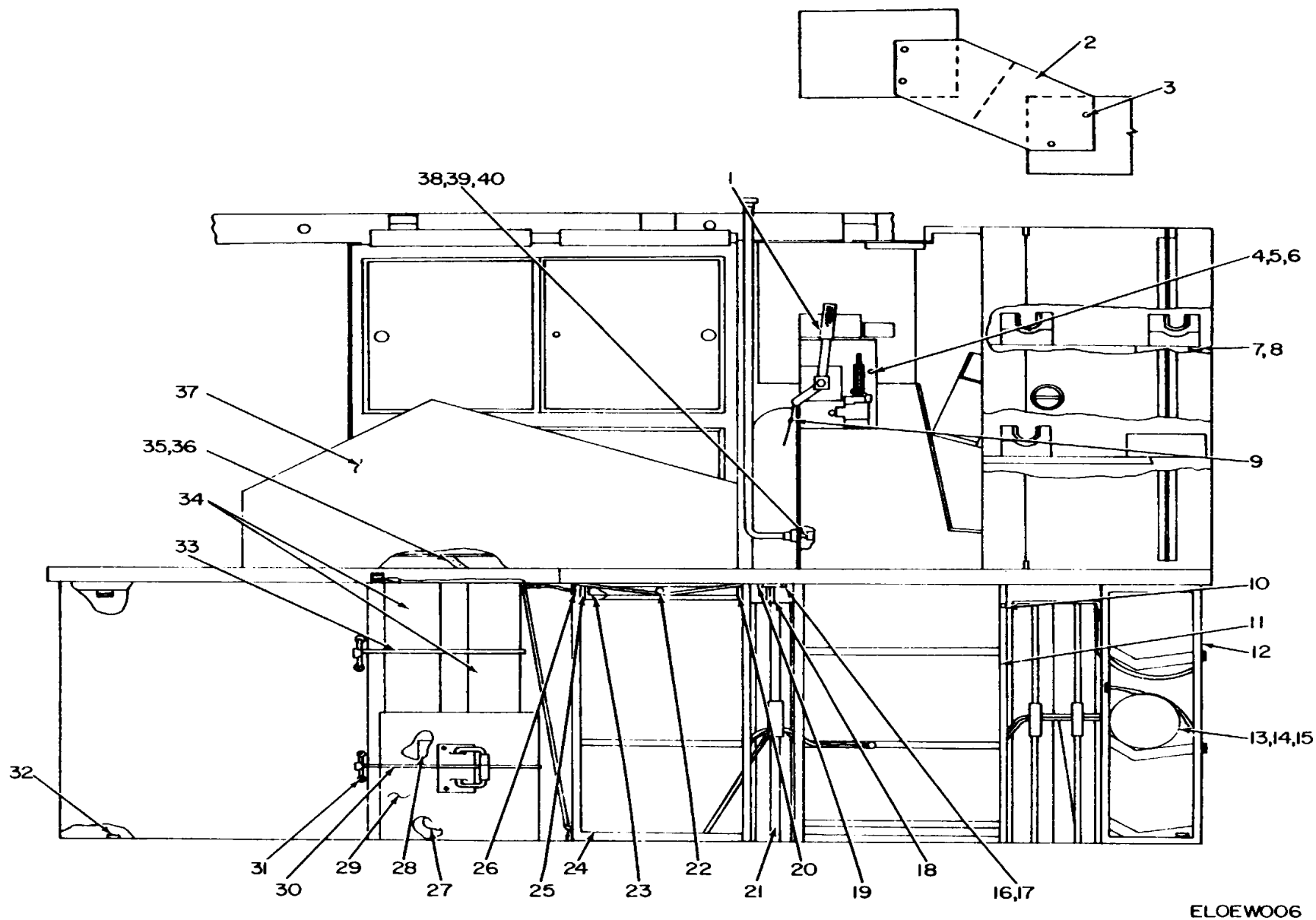


Figure 6. Tactical Imagery Interpretation Facility AN/TSQ-43 and AN/TSQ-43A, Roadside View.



SECTION II

TM 11-5895-431-20P

(1) ILLUSTRATION		(2)	(3)	(4)	(5)	(6)	(7)	(8)
(a) FIG NO.	(b) ITEM NO.	SMR CODE	NATIONAL STOCK NUMBER	FSCM	PART NUMBER	DESCRIPTION  USABLE ON CODE	U/M	QTY INC IN UNIT
						GROUP 00 TACTICAL IMAGERY INTERPRETATION FACILITY AN/TSQ-43 AND AN/TSC-43A RCADSIDE VIEW		
						GROUP 26 CABLE ASSEMBLY SMB688651		
						GROUP 30 CLEANER. VACUUM 20A26502CZ AND 20A26502		
6	13	PAOZZ	6760-00-634-1646	96906	MS26565-10	SPOOL.PHOTOGRAPHIC.....	EA	10
6	14	PAOZZ	6760-00-634-7640	96906	MS26565-20	SPOOL.FILM .....	EA	10
6	15	XDOZZ		81349	MS26565-5	SPOOL.PHOTOGRAPHIC.....	EA	10
6	16	XDOZZ		94197	SMD689343GR5	CORD ASSEMBLY .....	EA	1
6	21	XDOZZ		94197	MIL152295	PHOTOINTERPRETATION.....	All	5
6	27	PAOZZ	7910-00-151-7766	53800	20-5011	BAG VACUUM CLEANER .....	PK	1
6	28	XDOFF		53800	20A2650202	CLEANER, VACUUM .....	All	1
6	28	XDOFF		53800	20A2650202	CLEANER, VACUUM .....	84W	1
6	30	XDOZZ		94197	SMD689343GR7	CORD ASSEMBLY .....	EA	1
6	33	XDOZZ		94197	SMD689343GR6	CORD ASSEMBLY .....	EA	1
6	34	XDOFF		55586	5X150412	TYPEWRITER .....	EA	2
					<b>13</b>			

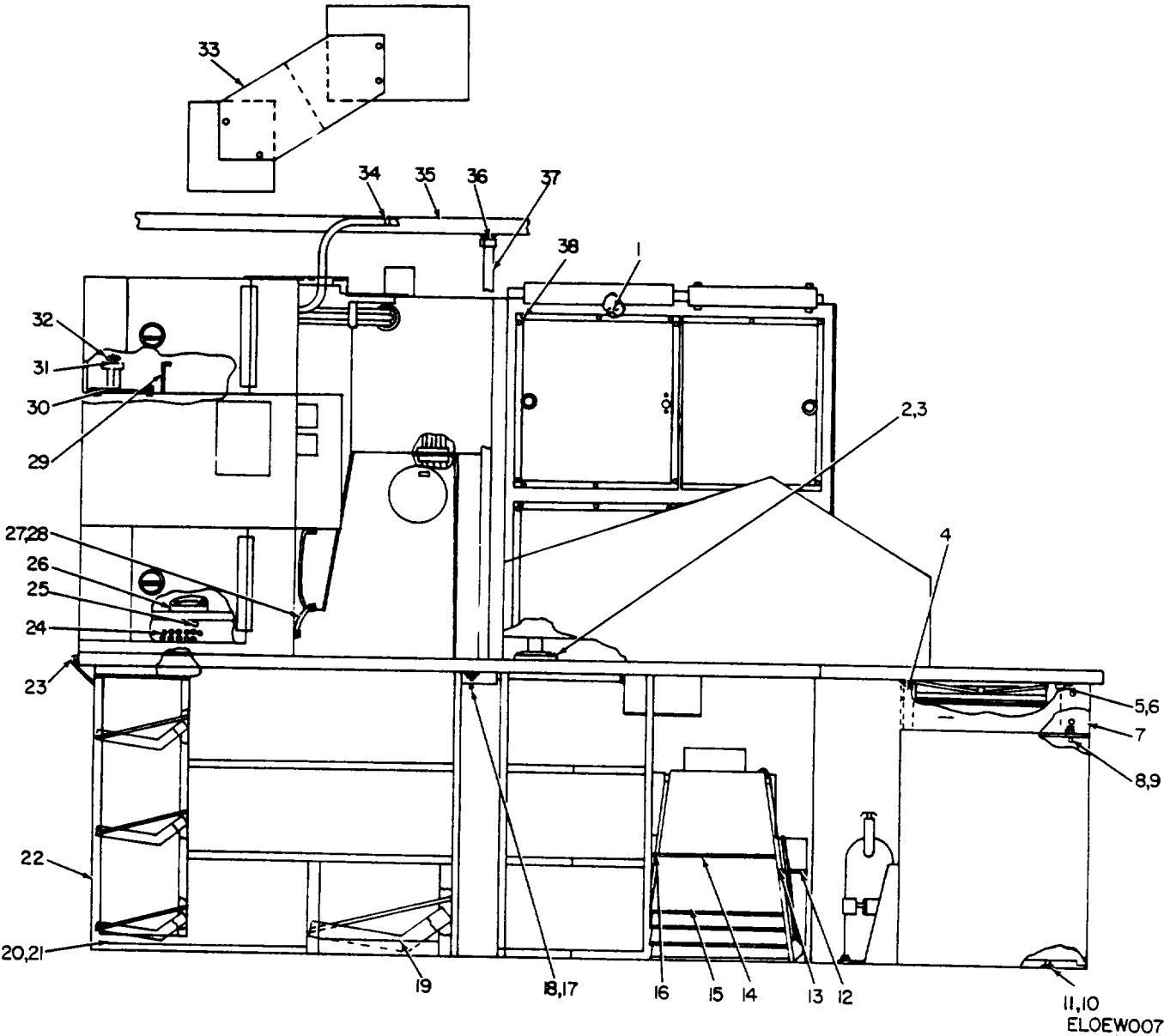
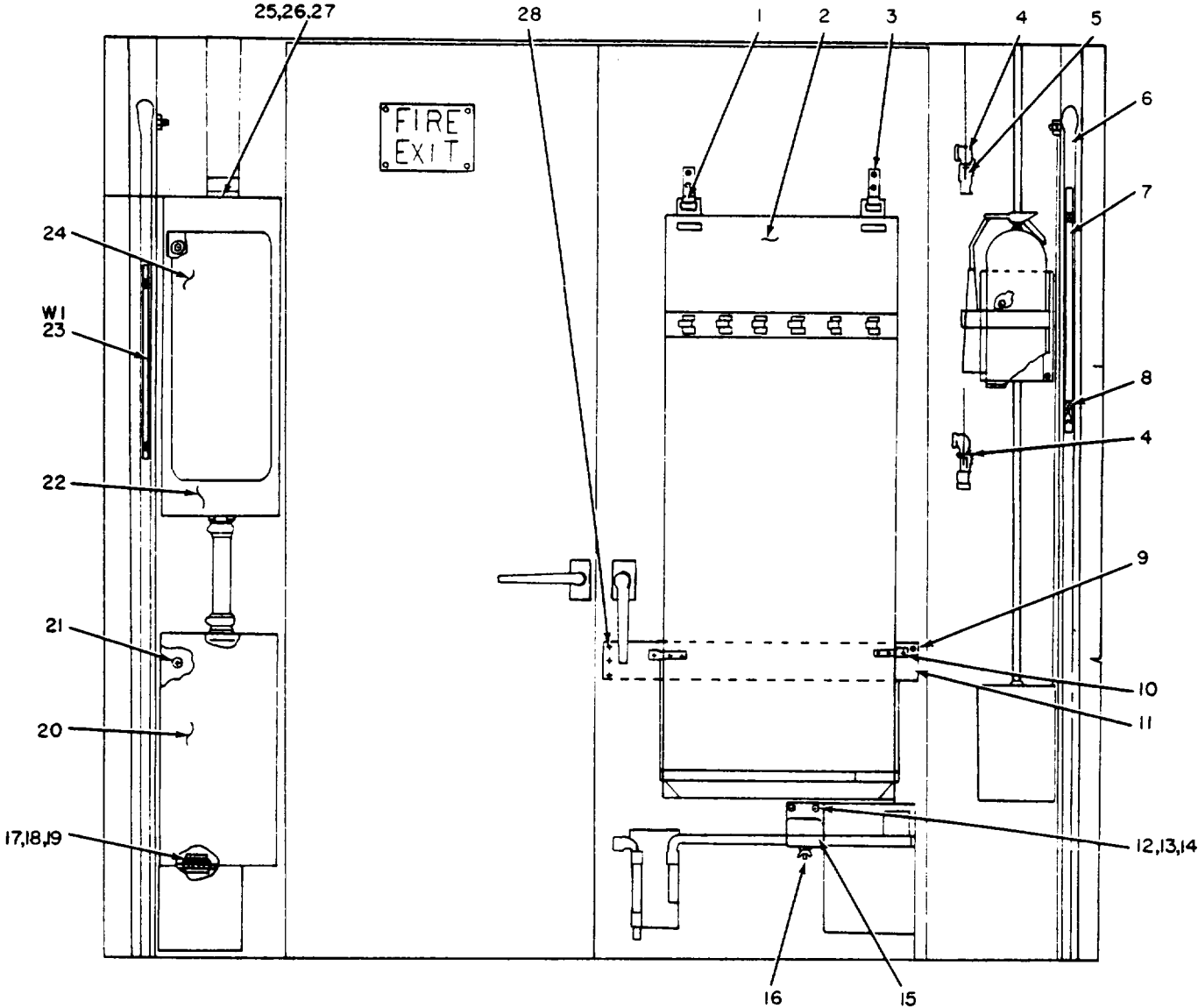


Figure 7. Tactical Imagery Interpretation Facility AN/TSQ-43 and AN/TSQ-43A, Curbside View.

SECTION II

TM 11-5895-431-20P

(1) ILLUSTRATION		(2)	(3)	(4)	(5)	(6)	(7)	(8)
(a) FIG NO.	(b) ITEM NO.	SMR CODE	NATIONAL STOCK NUMBER	FSCM	PART NUMBER	DESCRIPTION  USABLE ON CODE	U/M	QTY INC IN UNIT
						GROUP 00 TACTICAL IMAGERY INTERPRETATION FACILITY ANITSQ-43 AND AK/TSC-43A CURBSIDE VIEW		
						GROUP 38 GROUND STRAP SMB688176		
7	12	XDOZZ		94197	SMD689343GR1	CORD ASSEMBLY .....	EA	1
7	13	XDOZZ		94197	SMD689343GR3	CORD ASSEMBLY .....	EA	1
7	14	XDOZZ		94197	SMD689343GR4	CORD ASSEMBLY .....	EA	1
7	15	XDOZZ		96906	MS16574	WASTE BASKET, GFE .....	EA	4
7	24	XDOZZ		94191	SME689250-42	BULB, LIGHT .....	EA	11
7	25	XDOZZ		81348	WL661	LIGHT, TROUBLE .....	EA	1
7	26	PDOFD	5805-00-543-0012	80058	TA312PT	TELEPHONE SET .....	EA	1
					<b>15</b>			



ELOEWO08

Figure 8. Tactical Imagery Interpretation Facility AN/TSQ-43 and AN/TSQ-43A, Rear Door View.

SECTION II

TM 11-5895-431-20P

(1) ILLUSTRATION		(2)	(3)	(4)	(5)	(6)	(7)	(8)
(a) FIG NO.	(b) ITEM NO.	SMR CODE	NATIONAL STOCK NUMBER	FSCM	PART NUMBER	DESCRIPTION  USABLE ON CODE	U/M	QTY INC IN UNIT
8	4	PAOZZ	6230-00-264-8261	80058	MX991U	GROUP 00 TACTICAL IMAGERY INTERPRETATIUN FACILITY AN/TSQ-43 AND AN/TSC-43A REAR DOOR VIEW		
8	6	XDOZZ		81349	MX148G	GROUP 39 GROUNDING SIRAP SNC688177  FLASHLIGHT..... ROD.GROUND, GFE.....	EA EA	2 2
17								

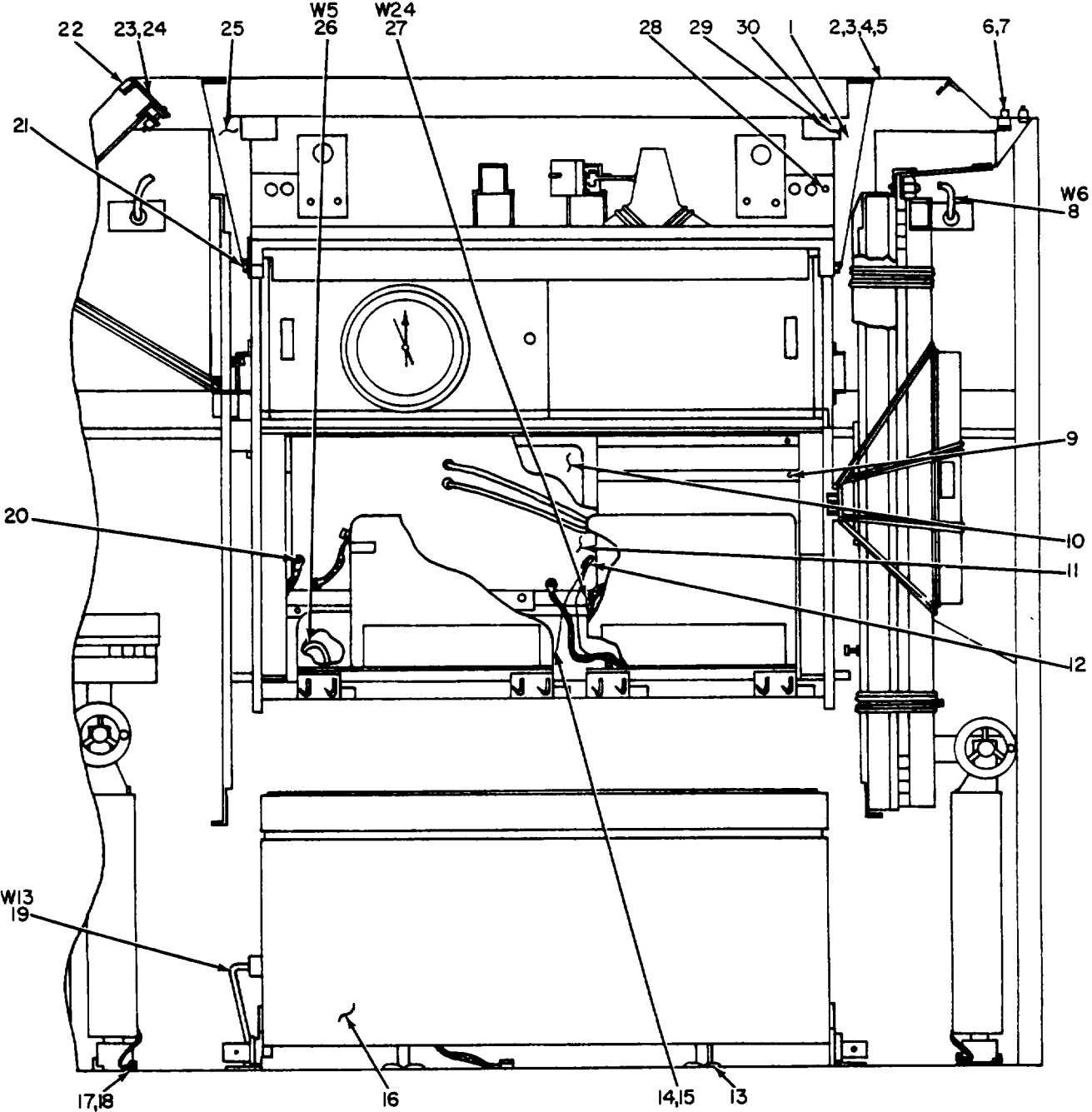
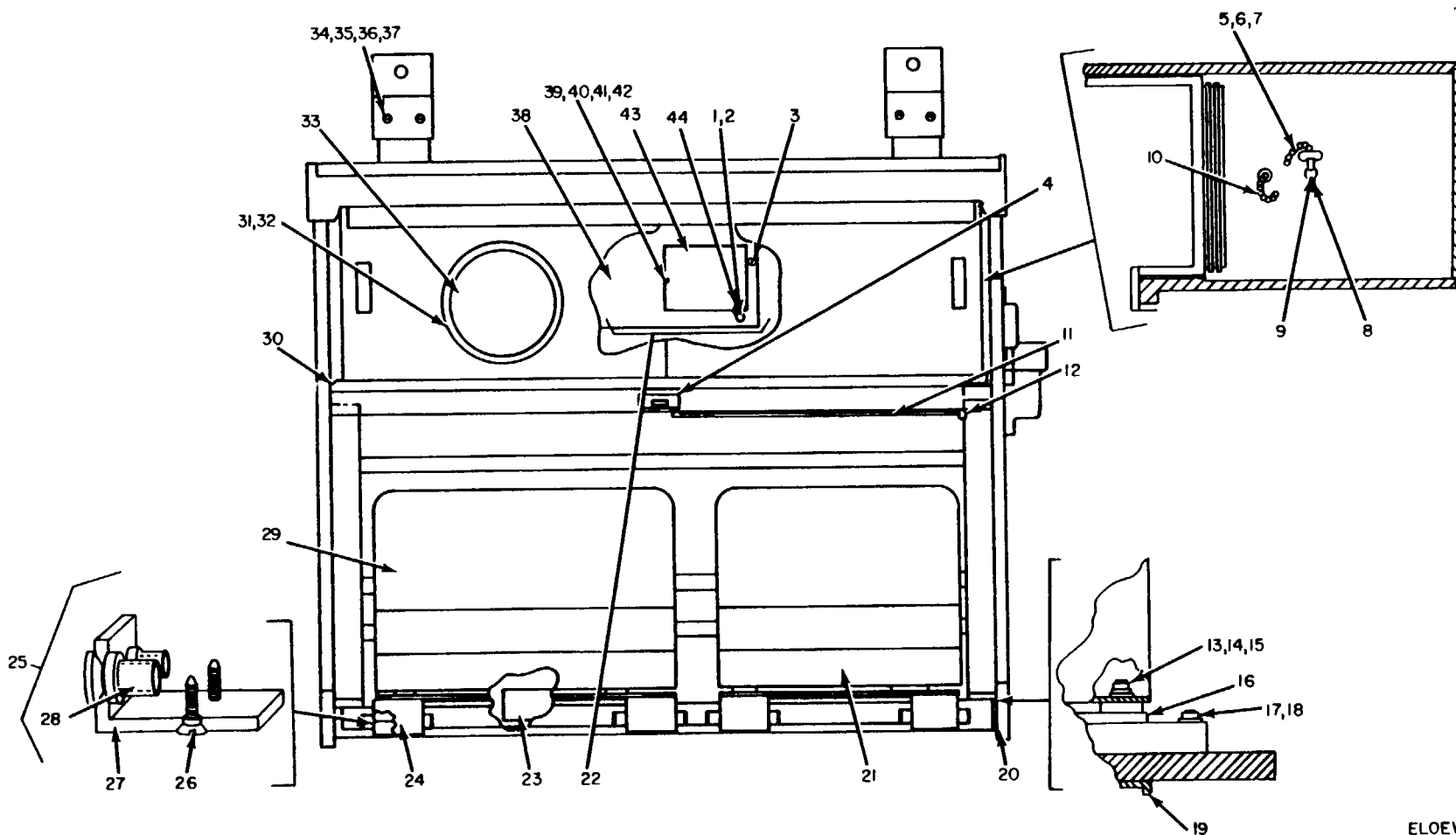


Figure 9. Tactical Imagery Interpretation Facility AN/TSQ-43 and AN/TSQ-43A, Front Wall View.

SECTION II

TM 11-5895-431-20P

(1) ILLUSTRATION		(2)	(3)	(4)	(5)	(6)	(7)	(8)
(a) FIG NO.	(b) ITEM NO.	SMR CODE	NATIONAL STOCK NUMBER	FSCM	PART NUMBER	DESCRIPTION  USABLE ON CODE	U/M	QTY INC IN UNIT
9	16	PAOHH	6675-00-253-1510	C6400	BM52A	GROUP 00 TACTICAL IMAGERY INTERPREIATION FACILITY AN/TSO-43 AND AN/TSQ-43A FRONT WALL VIEW		
9	16	PAOHH	6675-00-999-6643	80058	BM46A	GROUP 60 SUPPORT AND HEATER CENTER ASSEM8BLY SMD688221		
						CASE, OPTICS..... All	EA	1
						CASE, OPTICS..... 84W	EA	1
					<b>19</b>			



ELOEW014

Figure 14. Tactical Imagery Interpretation Facility AN/TSQ-43 and AN/TSQ-43A, Partial Front Wall View.



SECTION II

TM 11-5895-431-20P

(1) ILLUSTRATION		(2)	(3)	(4)	(5)	(6)	(7)	(8)
(a) FIG NO.	(b) ITEM NO.	SMR CODE	NATIONAL STOCK NUMBER	FSCM	PART NUMBER	DESCRIPTION  USABLE ON CODE	U/M	QTY INC IN UNIT
						GROUP 00 TACTICAL IMAGERY INTERPRETAION FACILITY AN/TSQ-43 AND AN/TSC-43A PARTIAL FRONT WALL VIEW		
						GROUP 1501 COVER PLATE ASSEMBLY 5MC688327		
14	21	PDOFF	5815-00-553-6061	80058	TT76BGGC	TELETYPEWRITER .....	EA	1
14	23	PAOZZ	5895-00-451-6163	80063	SM-C-688283	CONTAINER.MODIFIED .....	EA	1
14	29	PDOFF	5815-00-557-5970	80058	AN/UGC-4	TELETYPEWRITER SET .....	EA	1
14	33	PAOZZ	6645-00-224-8629	81349	MILC1194	CLOCK, MARINE, MECHAN .....	EA	1
					<b>21</b>			

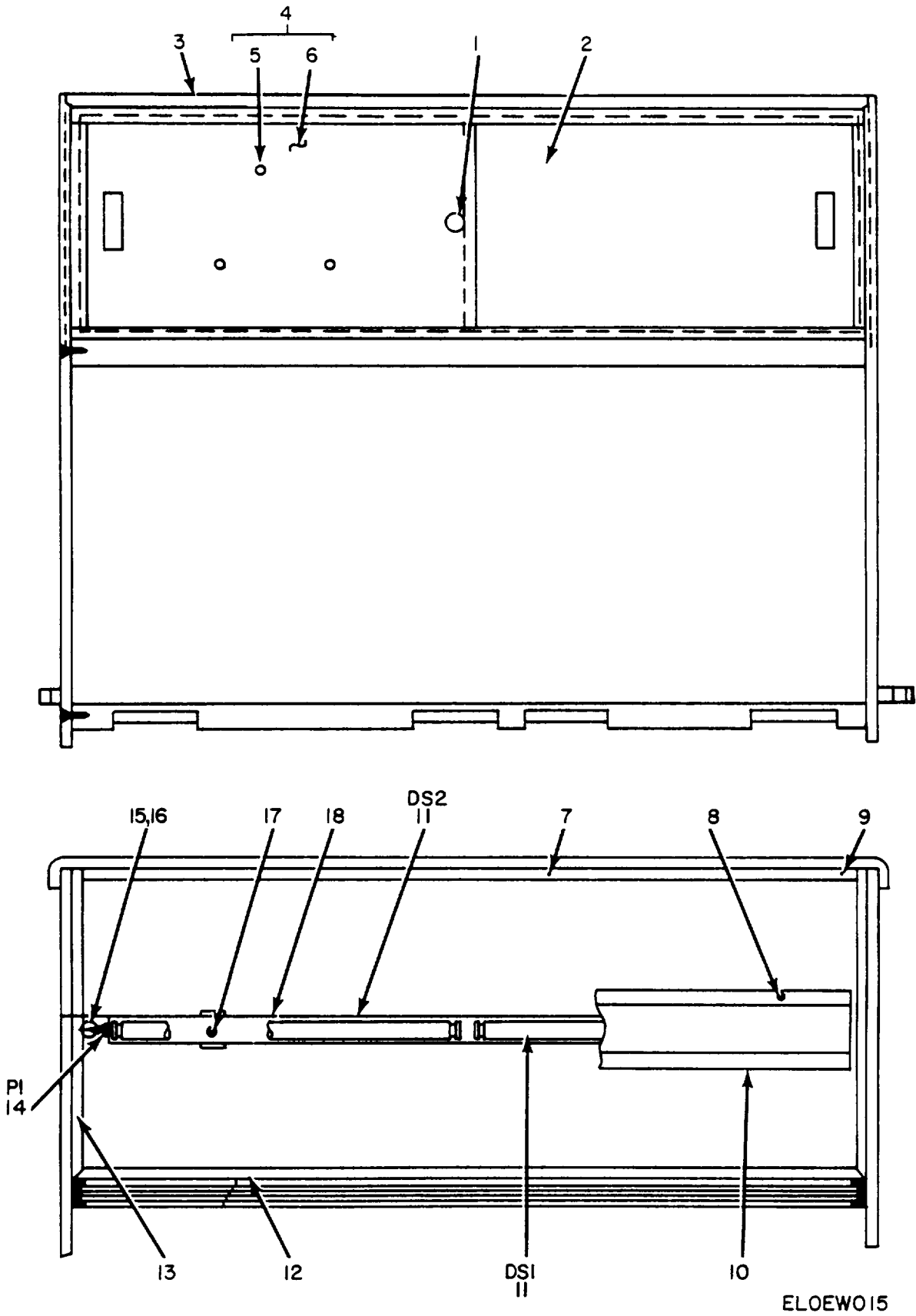
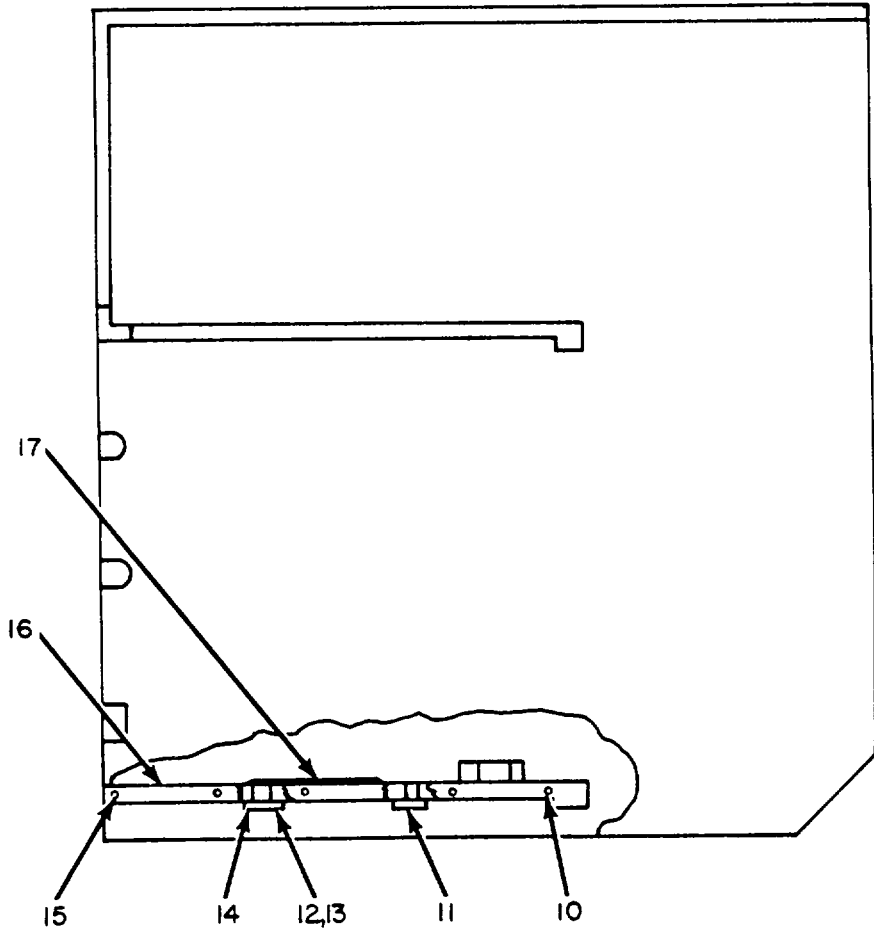
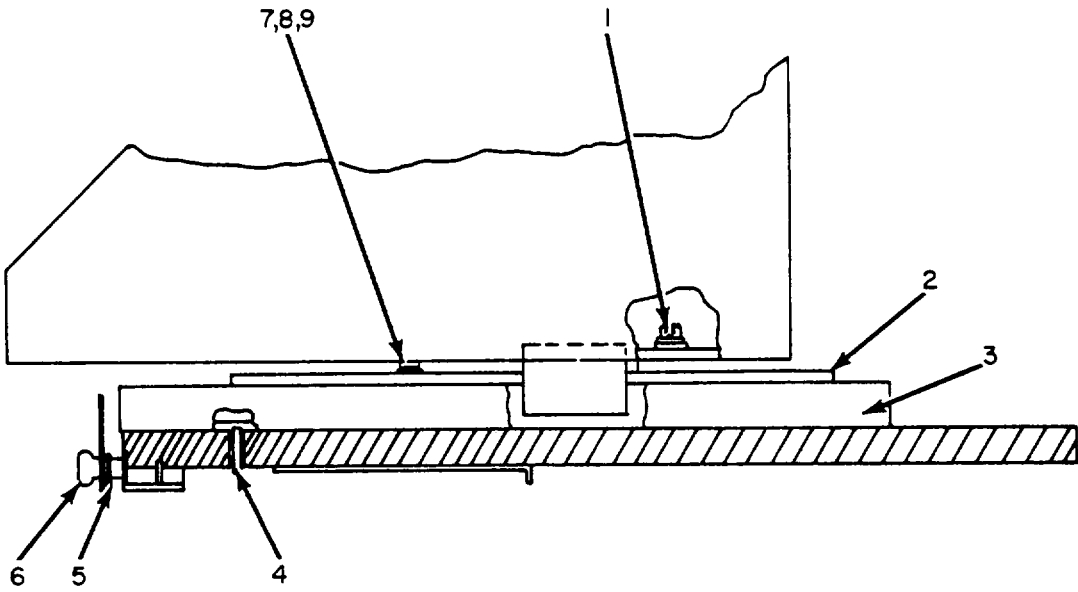


Figure 15. Tactical Imagery Interpretation Facility AN/TSQ-43 and TSQ-43A, Front Wall and Ceiling View.

SECTION II

TM 11-5895-431-20P

(1) ILLUSTRATION		(2)	(3)	(4)	(5)	(6)	(7)	(8)
(a) FIG NO.	(b) ITEM NO.	SMR CODE	NATIONAL STOCK NUMBER	FSCM	PART NUMBER	DESCRIPTION  USABLE ON CODE	U/M	QTY INC IN UNIT
15	10	XDOZZ		94197	SMO688281	GROUP 00 TACTICAL IMAGERY INTERPRETATION FACILITY AN/TSO-43 AND ANTSQ-4J3A FRONT WALL AND CEILING VIEW		
15	11	XDOZZ		08108	F15T8/D	GROUP 010101 LEFT HANC SLIDING DUCR ASSEMBLY SMD688280  GROUP 0102 FLOURESCENT UNIT 2..LAMP 20A11  GUARD, LICHT ..... LAMP, FLUORESCENT.....	EA EA	1 2
<b>23</b>								



ELOEWO18

Figure 18. Tactical Imagery Interpretation Facility AN/TSQ-43 and AN/TSQ-43A, Front Wall, Side View, Sliderack.

SECTION II

TM 11-5895-431-20P

(1) ILLUSTRATION		(2)	(3)	(4)	(5)	(6)	(7)	(8)
(a) FIG NO.	(b) ITEM NO.	SMR CODE	NATIONAL STOCK NUMBER	FSCM	PART NUMBER	DESCRIPTION  USABLE ON CODE	U/M	QTY INC IN UNIT
18	4	XDOZZ	5305-00-781-5666	96906	MS2469BC278	GROUP 00 TACTICAL IMAGERY INTERPRETATION FACILITY ANITSQ-43 AND AN/TSC-43A FRONT WALL, SIOE VIEW, SLIDE KACK		
18	5	XDOZZ	5310-00-582-5677	96906	SL15975-810	GROUP 010102 BOTTUM SHELF SUBASSEKMLY SME688292		
18	6	XDOZZ	5305-00-151-9916	94197	SMC688166-1	SCREW, MACHINE..... WASHER, FLAT ..... THUMBSCREW.....	EA EA EA	16 4 8
					<b>25</b>			

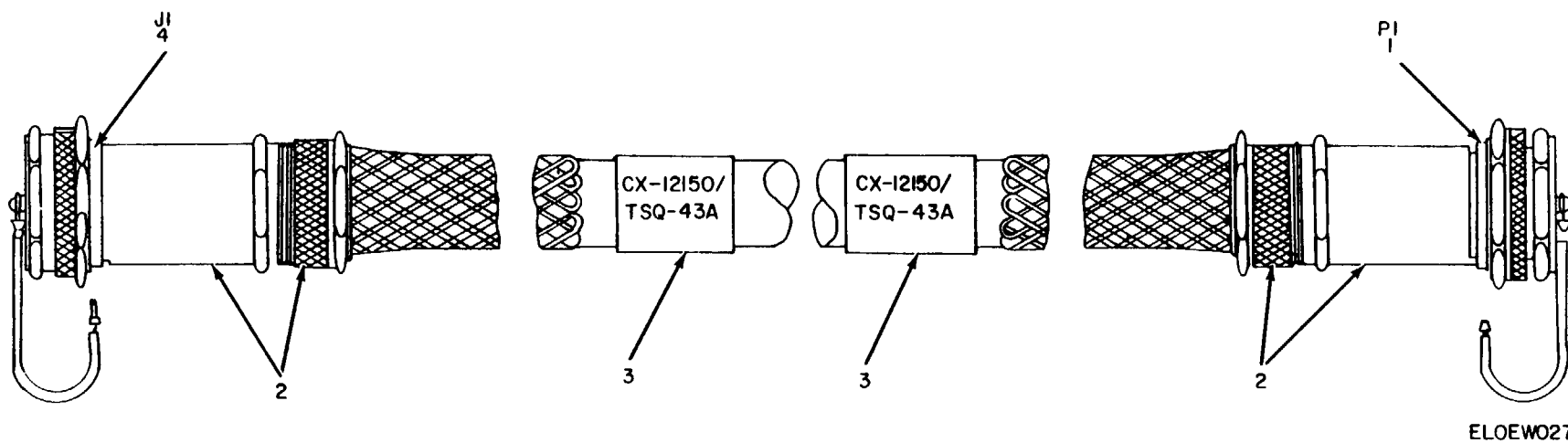
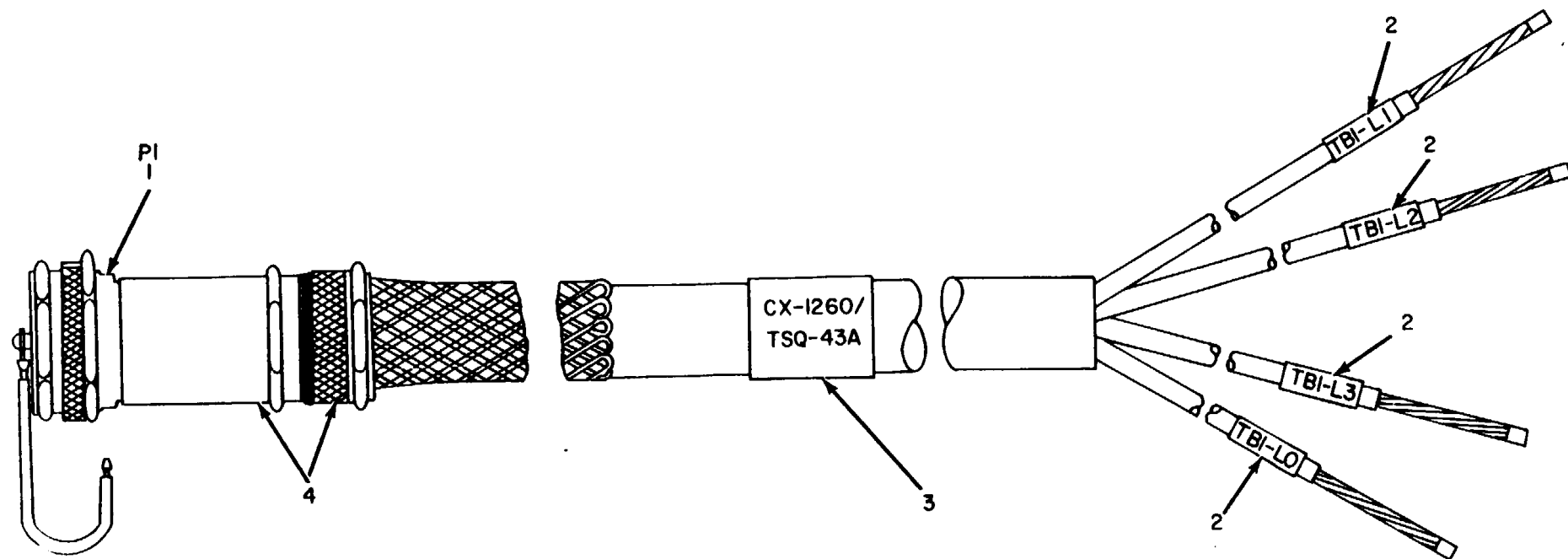


Figure 27. Tactical Imagery Interpretation Facility AN/TSQ-43 and AN/TSQ-43A, Cable Assembly, Power CX-12150/TSO-43A.

SECTION II

TM 11-5805-729-34P

(1) ILLUSTRATION		(2)	(3)	(4)	(5)	(6)	(7)	(8)
(a) FIG NO.	(b) ITEM NO.	SMR CODE	NATIONAL STOCK NUMBER	FSCM	PART NUMBER	DESCRIPTION  USABLE ON CODE	U/M	QTY INC IN UNIT
27	2	XDOZZ		49367	ZZMW2016-22-50	GROUP 24 CABLE ASSEMBLY POWER CX121501 5043A  ADAPTER, CABLE TO .....	EA	2
					27			



ELOEW028

Figure 28. Tactical Imagery Interpretation Facility AN/TSQ-43 and AN/TSQ-43A, Cable Assembly, Power CX-12160/TSQ-43A3.



SECTION II

TM 11-5805-729-34P

(1) ILLUSTRATION		(2)	(3)	(4)	(5)	(6)	(7)	(8)
(a) FIG NO.	(b) ITEM NO.	SMR CODE	NATIONAL STOCK NUMBER	FSCM	PART NUMBER	DESCRIPTION  USABLE ON CODE	U/M	QTY INC IN UNIT
28	4	XDOZZ		49367	ZZMW2016-22-50	GROUP 25 CABLE ASSEMBLY POWER CXL2160TS043A  ADAPTER, CABLE TO .....	EA	1
					29			

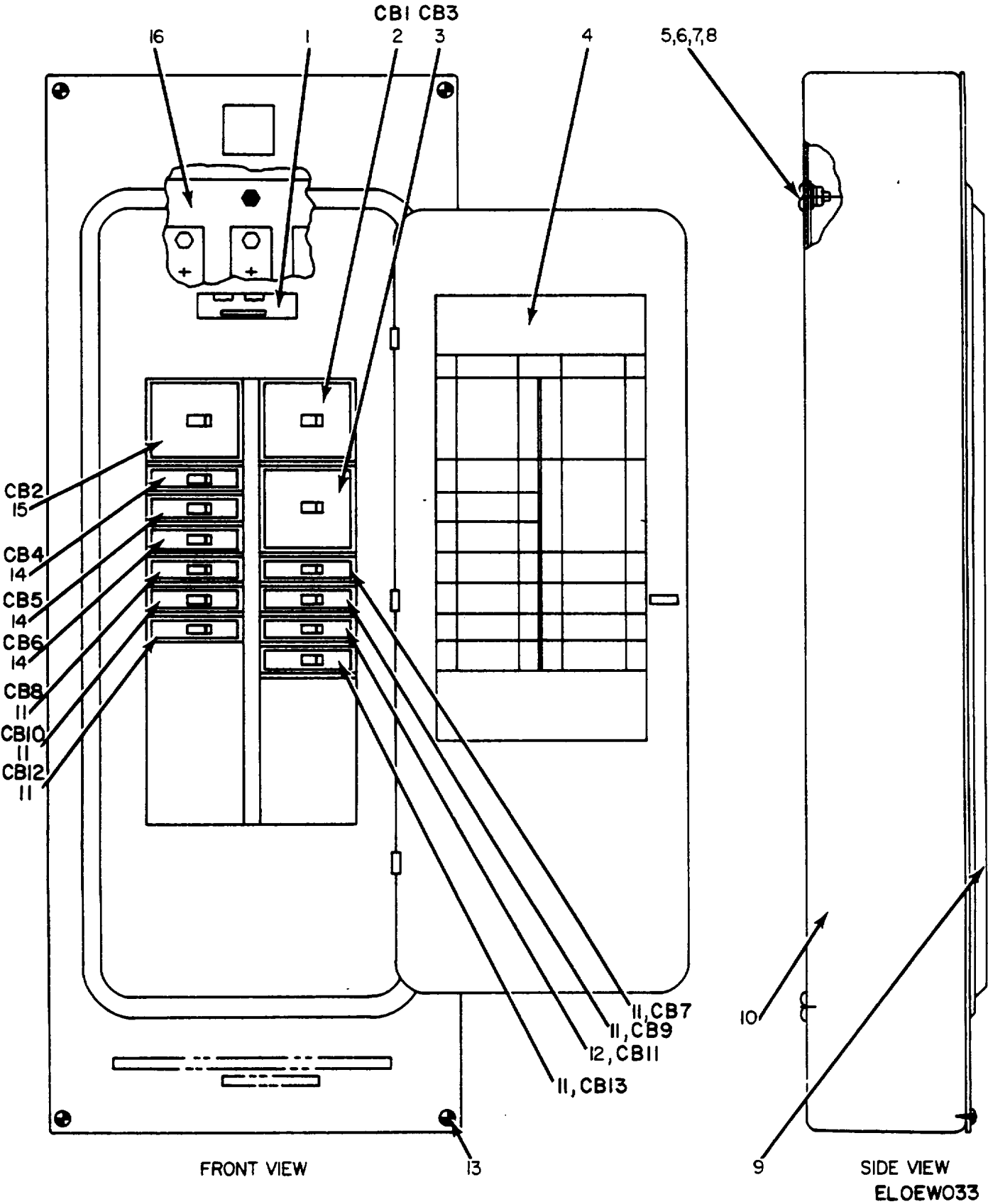
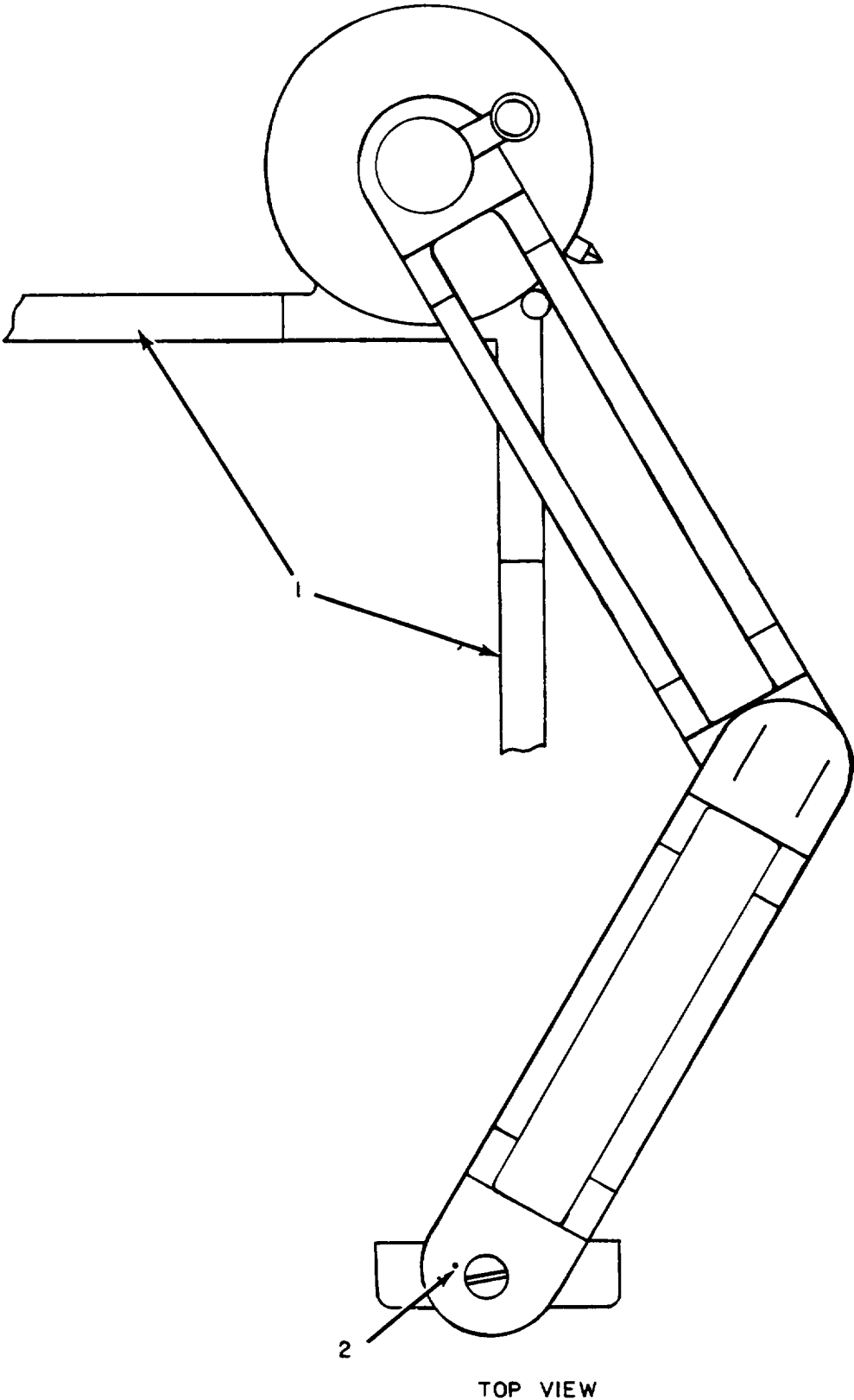


Figure 33. Tactical Imagery Interpretation Facility AN/TSQ-43 and AN/TSQ-43A, V Circuit Breaker Assembly, Load Center.

SECTION II

TM 11-5805-729-34P

(1) ILLUSTRATION		(2)	(3)	(4)	(5)	(6)	(7)	(8)
(a) FIG NO.	(b) ITEM NO.	SMR CODE	NATIONAL STOCK NUMBER	FSCM	PART NUMBER	DESCRIPTION  USABLE ON CODE	U/M	QTY INC IN UNIT
						GROUP 29 CIRCUIT BREAKER ASSEMBLY. LOAD CENTER DM0688134		
33	2	PAOZZ	5925-00-B28-4018	04809	Q0-330	CIRCUIT BREAKER .....	EA	1
33	3	XDOZZ		04809	Q0-315	CIRCUIT BREAKER .....	EA	1
33	11	PAOZZ	5925-00-583-7941	04809	Q0-120	CIRCUIT BREAKER .....	EA	6
33	12	PAOZZ	5925-00-682-4096	04809	Q0-130	CIRCUIT BREAKER .....	EA	1
33	14	PAOZZ	592S-OO-B18-4811	04809	Q0-115	CIRCUIT BREAKER .....	EA	3
33	15	PAOZZ	5925-00-950-6550	04809	Q0-350	CIRCUIT BREAKER .....	EA	1
					<b>31</b>			



ELOEW039

Figure 39. Tactical Imagery Interpretation Facility AN/TSQ-43 and AN/TSQ-43A, Drafting Machine Assembly.

SECTION II

TM 11-5805-729-34P

(1) ILLUSTRATION		(2)	(3)	(4)	(5)	(6)	(7)	(8)
(a) FIG NO.	(b) ITEM NO.	SMR CODE	NATIONAL STOCK NUMBER	FSCM	PART NUMBER	DESCRIPTION  USABLE ON CODE	U/M	QTY INC IN UNIT
39	1	XOOZZ		88744	60-0718-25	SCALE DRAFTING.....	EA	10
39	2	XDOZZ		88744	60-02005	SCALE, DRAFTING.....	EA	10
33								

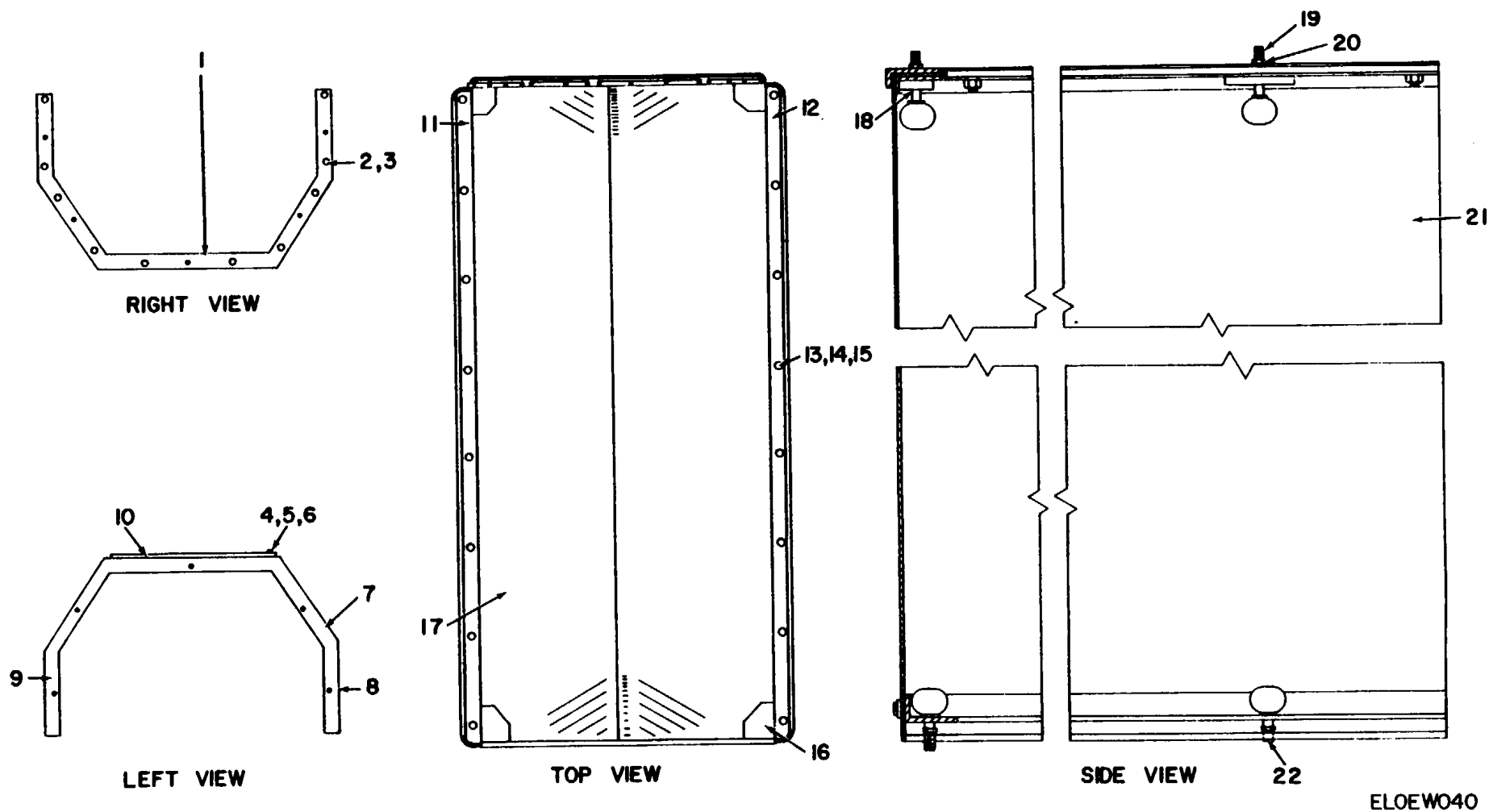
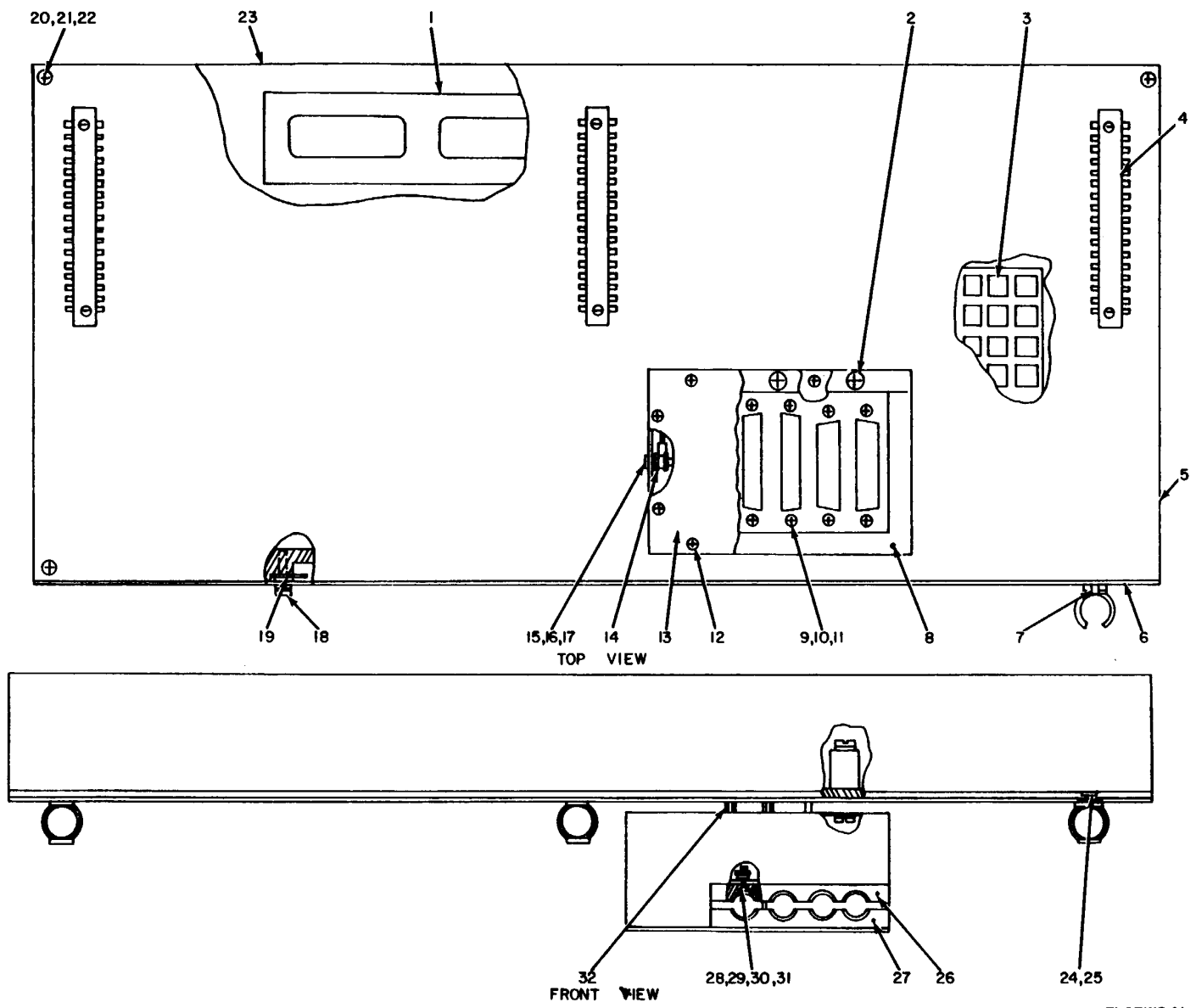


Figure 40. Tactical Imagery Interpretation Facility AN/TSQ-43 and AI/TSQ-43A, Enclosure Assembly, Interrupter Board.

SECTION II

TM 11-5805-729-34P

(1) ILLUSTRATION		(2)	(3)	(4)	(5)	(6)	(7)	(8)
(a) FIG NO.	(b) ITEM NO.	SMR CODE	NATIONAL STOCK NUMBER	FSCM	PART NUMBER	DESCRIPTION  USABLE ON CODE	U/M	QTY INC IN UNIT
40	19	X0DZZ		94197	SMC688166-2	GROUP 35 ENCLOSURE ASSEMBLY INT BD GROUP 3501 BLACKOUT CURTAIN SUBASSEMBLY SMD68194 THUMBSCREW.....	EA	10
40	22	PAOZZ	5305-00-151-9916	94197	SMC688166-1	THUMBSCREW.....	EA	10
<b>35</b>								



ELOEW041

Figure 41. Tactical imagery Interpretation Facility AN/TSQ-43 and AN/TSQ-43A, FADAC, M-18 Computer Console, Modified.



SECTION II

TM 11-5805-729-34P

(1) ILLUSTRATION		(2)	(3)	(4)	(5)	(6)	(7)	(8)
(a) FIG NO.	(b) ITEM NO.	SMR CODE	NATIONAL STOCK NUMBER	FSCM	PART NUMBER	DESCRIPTION  USABLE ON CODE	U/M	QTY INC IN UNIT
41	23	XDOFF		41971	SNE688402-4	GROUP 37 FADAC. M18 COMPUTER CONSOLE. MOD SMN685233  GROUP 3701 CONNECTOR BOX ASSEMBLY SMD688234  GROUP 3702 DISPLAY UNIT SME688402-4  DISPLAY. UNIT GFE ..... 84W	EA	1
					<b>37</b>			

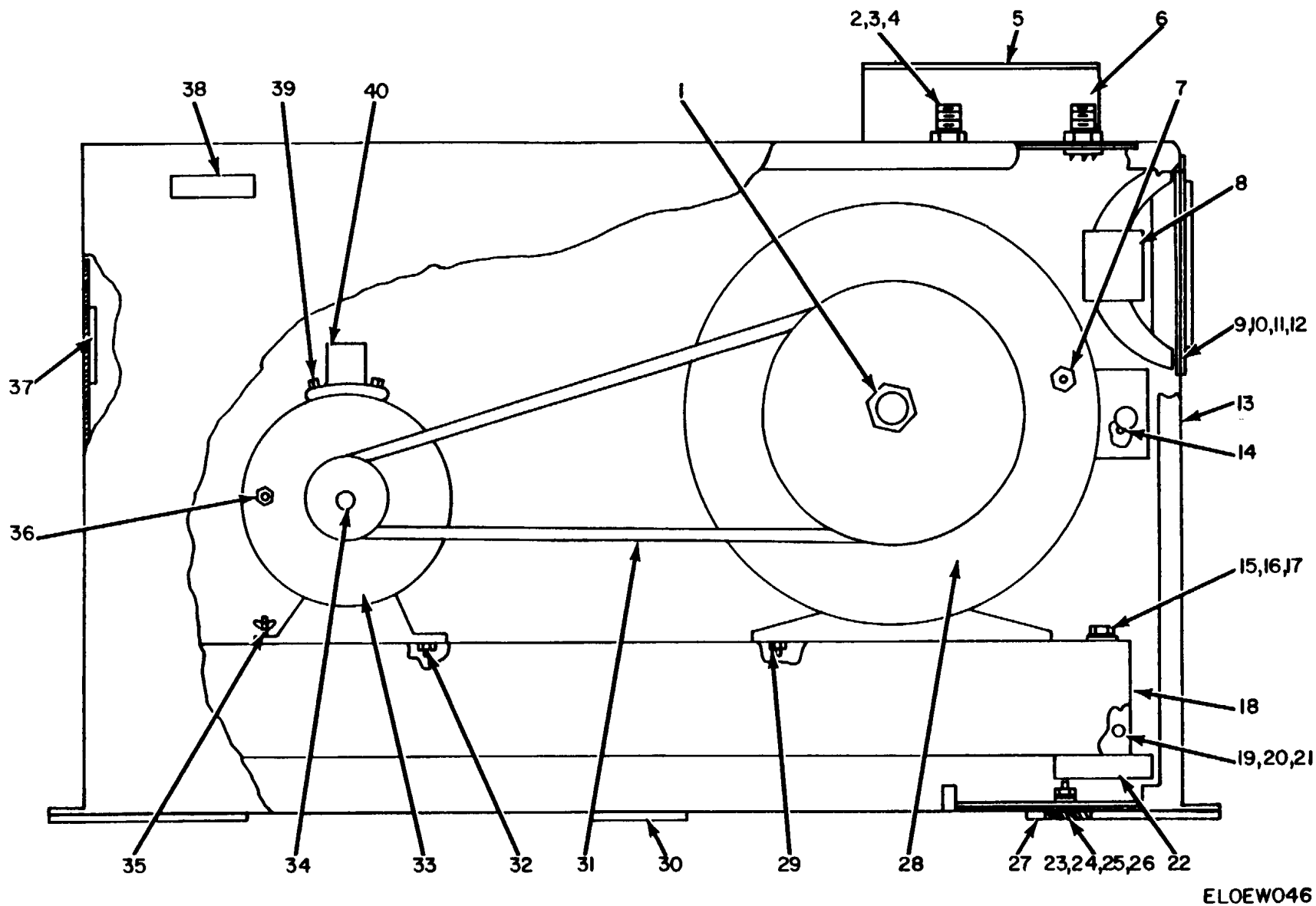


Figure 46. Tactical Imagery Interpretation Facility AN/TSQ-43 and AN/TSQ-43A, Motor Generator Assembly, Front View.

SECTION II

TM 11-5805-729-34P

(1) ILLUSTRATION		(2)	(3)	(4)	(5)	(6)	(7)	(8)
(a) FIG NO.	(b) ITEM NO.	SMR CODE	NATIONAL STOCK NUMBER	FSCM	PART NUMBER	DESCRIPTION  USABLE ON CODE	U/M	QTY INC IN UNIT
46	14	PAOZZ	5310-00-838-0762	70318	C5947-4	GROUP 4402 MOTOR GENERATOR MODIFIED SMC688481		
46	18	XDOFF		94197	SMC688481	GROUP 440201 MOTOR GENERATOR 37-061  GROUP 44020101 MOTOR 18-128  NUT, PLAIN, WING .....	EA	1
						MOTOR GENERATOR.....	EA	1
<b>39</b>								

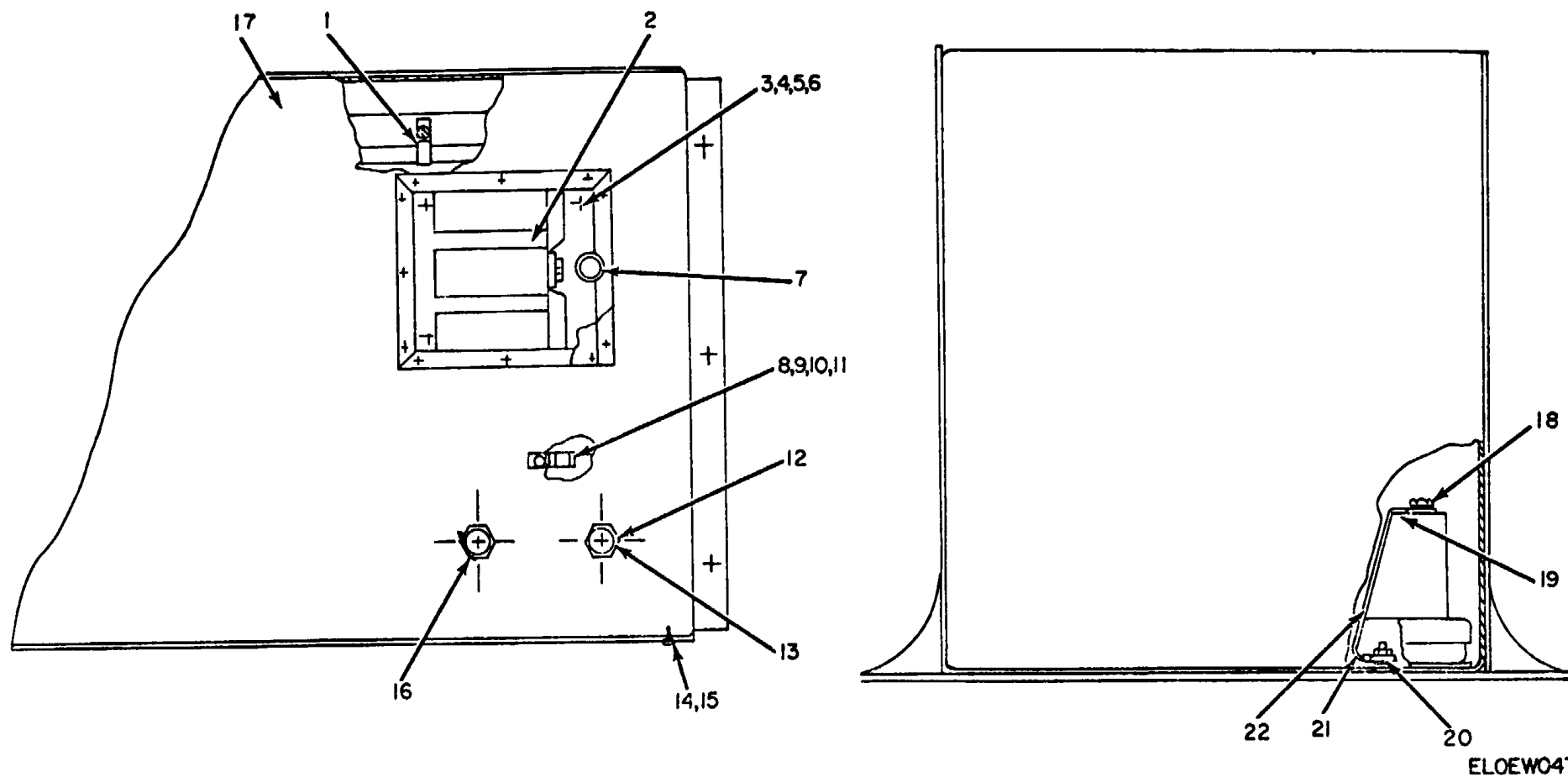
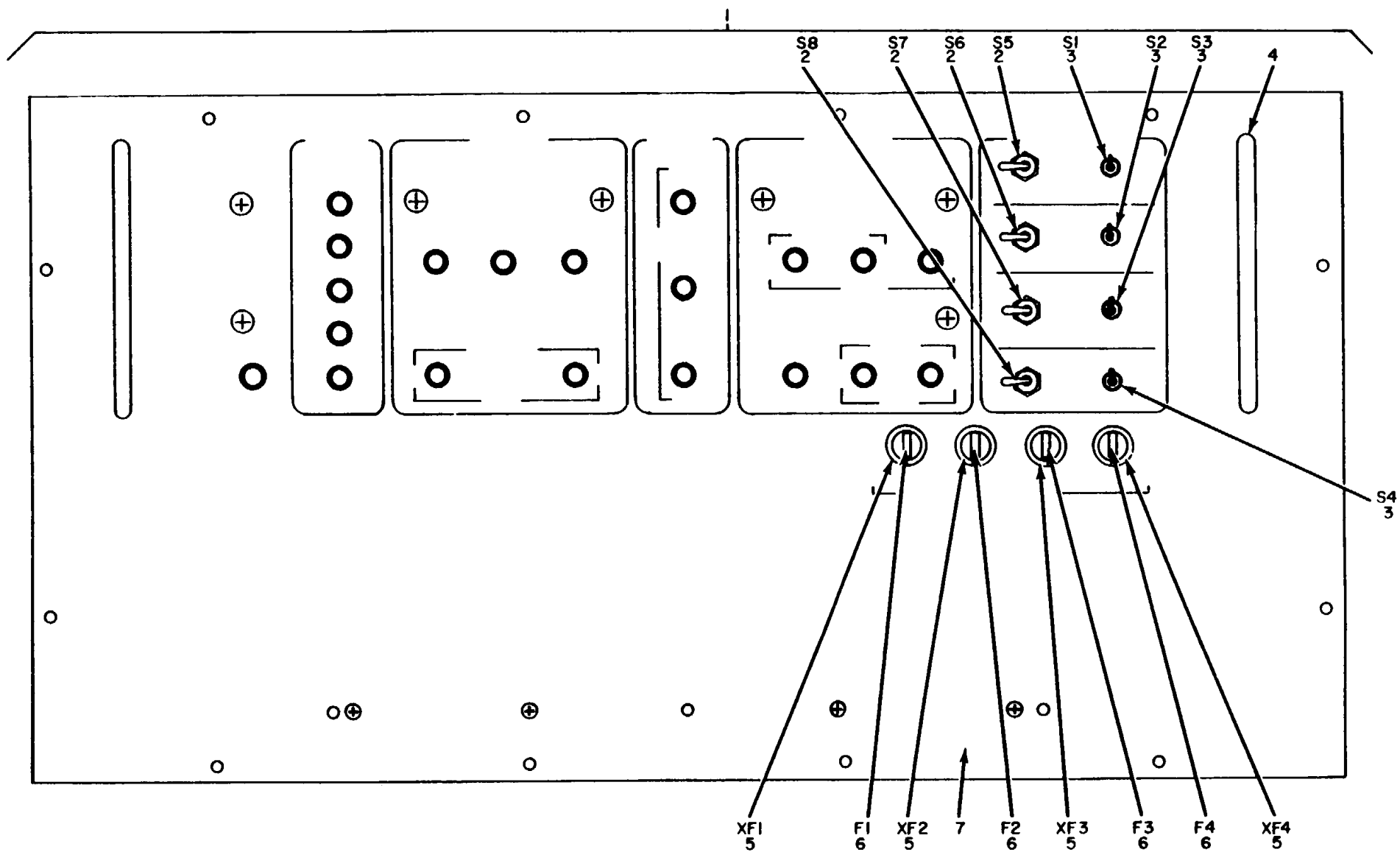


Figure 47. Tactical Imagery Interpretation Facility AN/TSQ-43 and AN/TSQ-43A, Motor Generator Assembly, Top and Side View.

SECTION II

TM 11-5805-729-34P

(1) ILLUSTRATION		(2)	(3)	(4)	(5)	(6)	(7)	(8)
(a) FIG NO.	(b) ITEM NO.	SMR CODE	NATIONAL STOCK NUMBER	FSCM	PART NUMBER	DESCRIPTION  USABLE ON CODE	U/M	QTY INC IN UNIT
						GROUP 44 MOTOR GENERATOR ASSEMBLY SME688477		
						GROUP 4401 GROUND STRAP ASSEMBLY SMC688478		
47	7	PAOZZ	5325-00-543-3866	96906	MS35490-66	GROMMET. NONMETALLIC.....	EA	1
47	18	PAOZZ	5310-00-06L-1258	96906	MS45904-76	WASHER, LOCK .....	EA	1
47	20	PAOZZ	S310-00-889-2528	96906	MS45904-68	WASHER, LOCK .....	EA	1
47	21	XDOFF		94191	SMC688418	GROUND STRAP .....	EA	1
					<b>41</b>			



ELOEW048

Figure 48. Tactical Imagery Interpretation Facility AN/TSQ-43 and AN/TSQ-43A, Panel Assembly, Patching Communication, Front view.

SECTION II

TM 11-5805-729-34P

(1) ILLUSTRATION		(2)	(3)	(4)	(5)	(6)	(7)	(8)
(a) FIG NO.	(b) ITEM NO.	SMR CODE	NATIONAL STOCK NUMBER	FSCM	PART NUMBER	DESCRIPTION  USABLE ON CODE	U/M	QTY INC IN UNIT
48	6	PAOZZ	5920-00-878-5571	75915	313-500	GROUP 45 PANEL, PATCHING. COMM SME689311  GROUP 4501 PANEL ASSEMBLY PATCHING COM SME689256  FUSE. CARTRIDGE .....B4W	EA	4
					<b>43</b>			

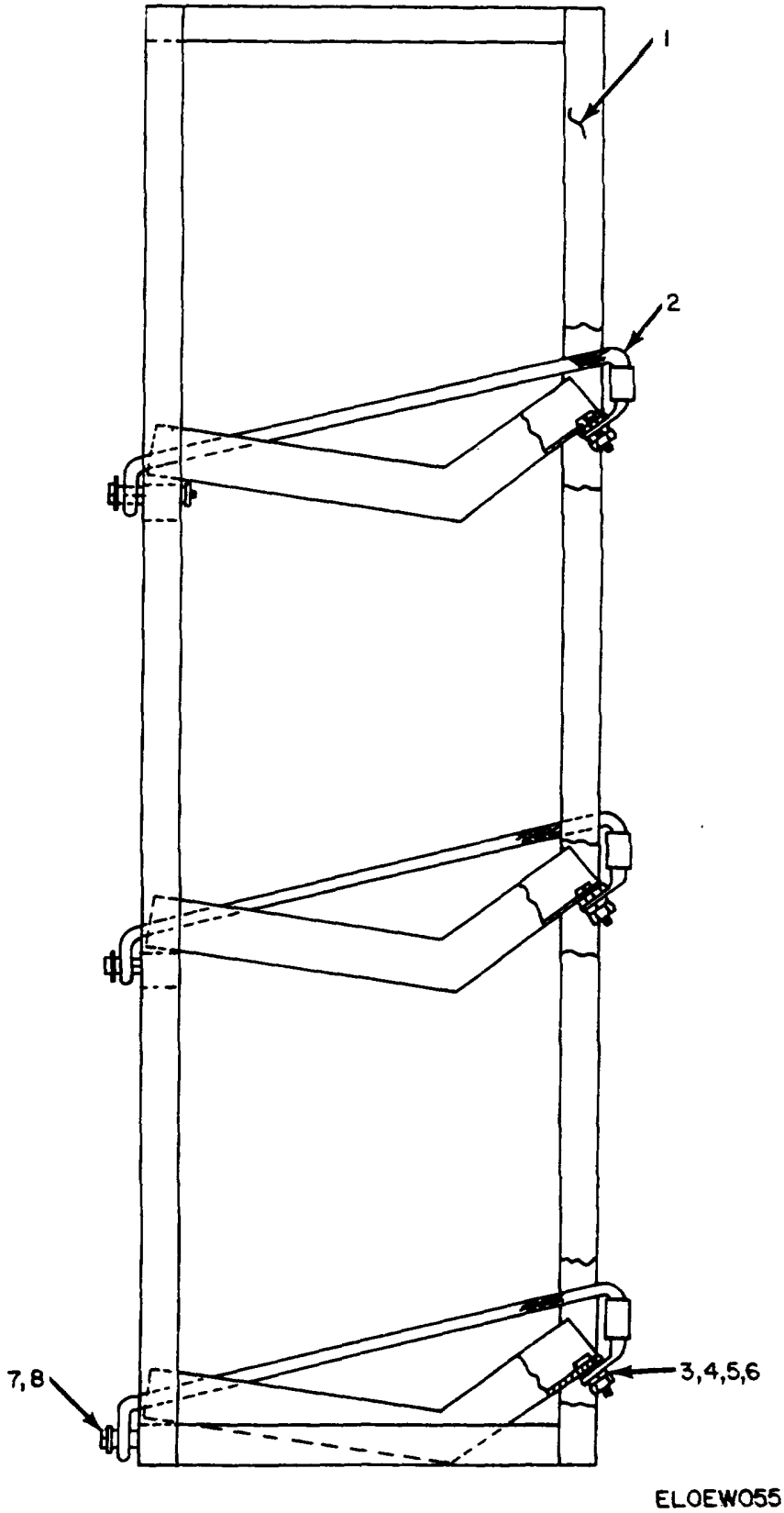


Figure 55. Tactical Imagery Interpretation Facility AN/TSQ-43 and AN/TSQ-43A, Reel Rack Assembly, 16 Inches Wide, Side View SMD689376.



SECTION II

TM 11-5805-729-34P

(1) ILLUSTRATION		(2)	(3)	(4)	(5)	(6)	(7)	(8)
(a) FIG NO.	(b) ITEM NO.	SMR CODE	NATIONAL STOCK NUMBER	FSCM	PART NUMBER	DESCRIPTION  USABLE ON CODE	U/M	QTY INC IN UNIT
						GROUP 50 REEL RACK ASSEMBLY CS FRONT SMD689376		
55	2	XDOZZ		94197	SMD689343GR3	CORD, ELASTIC .....	EA	6
55	3	PAOZZ	5310-00-550-5054	96906	MS15795-809	WASHER, FLAT .....	EA	24
55	4	PAOZZ	5310-00-933-8120	96906	MS535338-13B	WASHER, LOCK .....	EA	18
55	5	PAOZZ	5310-00-934-9760	96906	MS535649-204	NUT, PLAIN, HEXAGON .....	EA	18
55	6	PAOZZ	5305-00-050-9230	96906	M551957-64	SCREW, MACHINE .....	EA	12
55	7	XDOZZ		94197	SMC688554	SPACER, RING .....	EA	6
55	8	PAOZZ	5305-00-050-9236	96906	MS51957-70	SCREW, MACHINE .....	EA	6
					<b>45</b>			

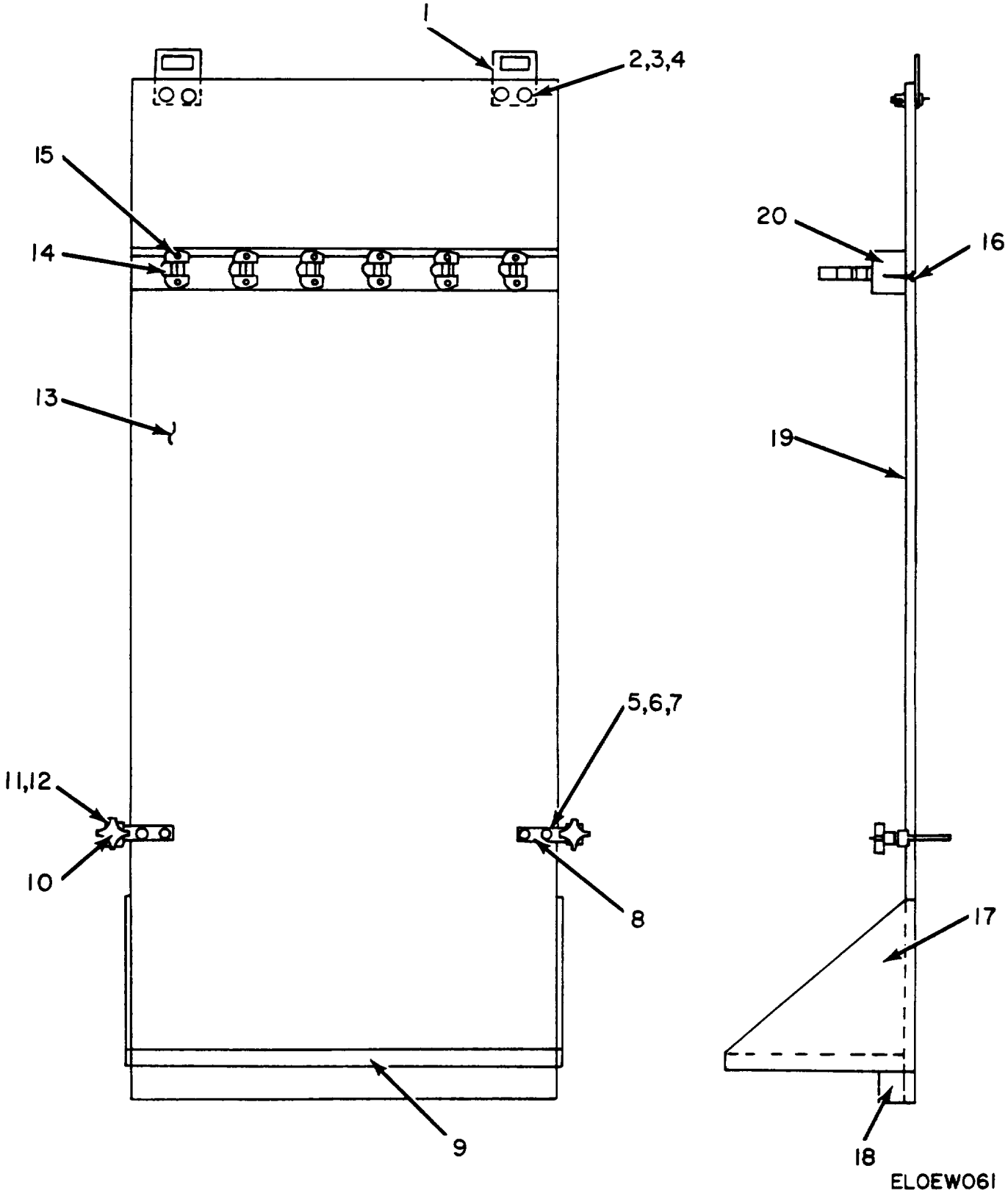


Figure 61. Tactical Imagery Interpretation Facility AN/TSQ-43 and AN/TSQ-43A, Rifle Rack Assembly, Front and Side View.

SECTION II

TM 11-5805-729-34P

(1) ILLUSTRATION		(2)	(3)	(4)	(5)	(6)	(7)	(8)
(a) FIG NO.	(b) ITEM NO.	SMR CODE	NATIONAL STOCK NUMBER	FSCM	PART NUMBER	DESCRIPTION  USABLE ON CODE	U/M	QTY INC IN UNIT
						GROUP 56 RIFLE RACK ASSEMBLY SMD688363		
						GROUP 5601 GUN RACK ASSEMBLY SMD688380		
61	1	XDOZZ		94197	SMC688382	EYE, SPECIAL, RIFLE .....	EA	2
61	2	PAOZZ	5305-00-071-2087	96906	MS51957-84	SCREW, MACHINE .....	EA	4
61	3	PAOZZ	5310-00-582-5671	96906	MS15795-810	WASHER, FLAT .....	EA	8
61	4	PAOZZ	5310-00-903-5966	96906	MS51971-1	NUT, PLAIN, HEXAGON .....	EA	4
61	5	PAOZZ	5305-00-082-6721	96906	MS51957-81	SCREW, MACHINE .....	EA	4
61	6	PAOZZ	5310-00-543-2648	61864	SS58685	NUT, PLAIN, PLATE .....	EA	4
61	7	PAOZZ	5310-00-933-8121	96906	MS35338-139	WASHER, LOCK .....	EA	8
61	8	XDOZZ		94197	SMC688384	SUPPORT, BRACKET .....	EA	2
61	10	XDOZZ		94197	SMC688383	KNOB, RIFLE RACK .....	EA	2
61	11	PAOZZ	5310-00-625-5756	96906	MS15795-812	WASHER, FLAT .....	EA	2
6L	12	PAOZZ	5310-00-974-6623	96906	MS35338-L40	WASHER, LOCK .....	EA	2
61	14	PAOZZ	5340-00-151-7676	94191	SMB688379	SPRIN6 CLIP MODIFIE .....	EA	6
61	15	PAOZZ	5305-00-883-0627	96906	MS24617-23	SCREW, TAPPING, THREA .....	EA	2
					<b>47</b>			

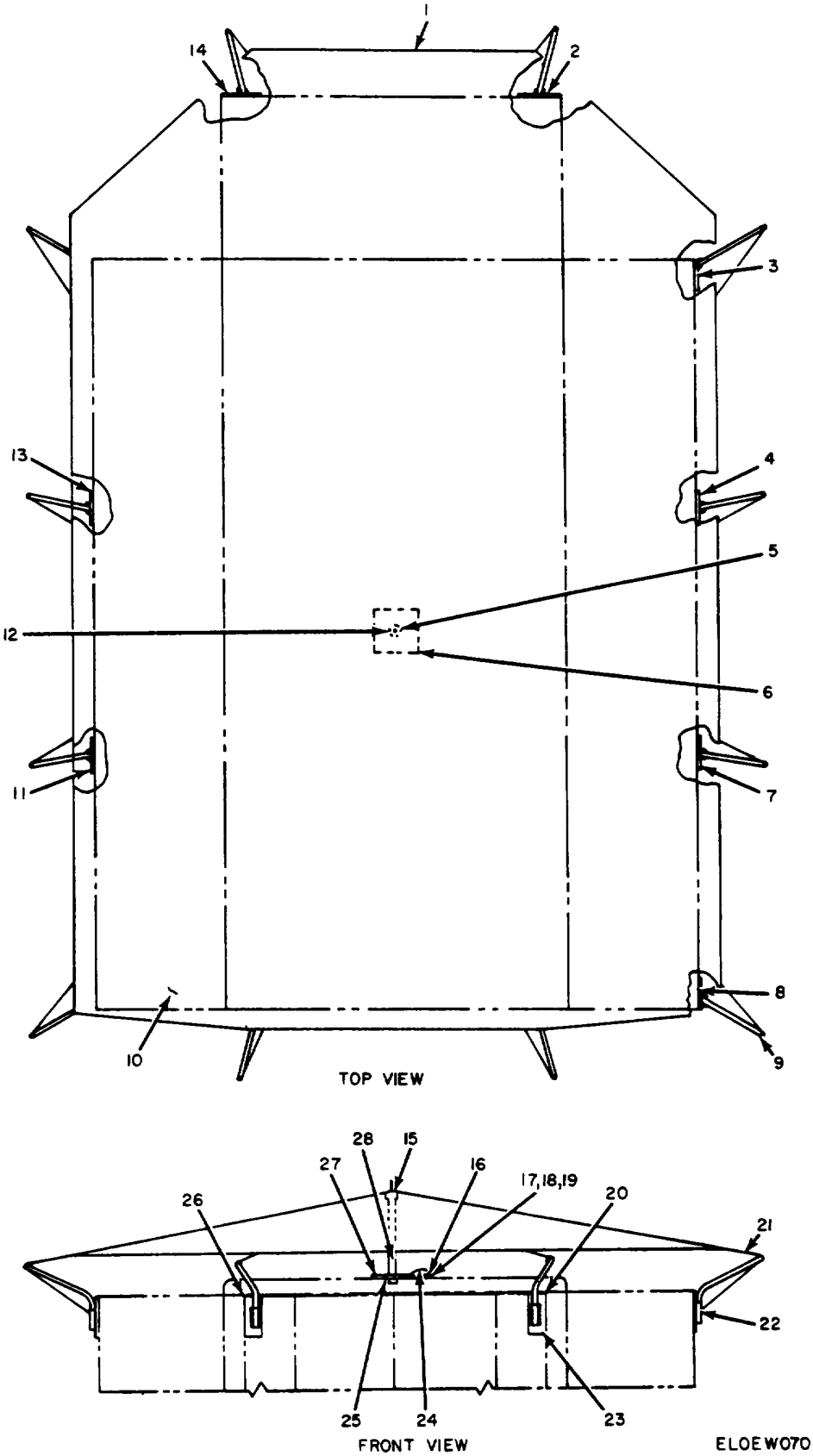


Figure 70. Tactical Imagery Interpretation Facility AN/TSQ-43 and AN/TSQ-43A, Canvas Assembly.

SECTION II

TM 11-5895-431-34P

(1) ILLUSTRATION		(2)	(3)	(4)	(5)	(6)	(7)	(8)
(a) FIG NO.	(b) ITEM NO.	SMR CODE	NATIONAL STOCK NUMBER	FSCM	PART NUMBER	DESCRIPTION  USABLE ON CODE	U/M	QTY INC IN UNIT
						GROUP 65 VAN, TARPAULIN SME688302		
						GROUP 6501 TARPAULIN ASSEMBLY SMD688303		
70	16	XDOZZ		94197	SMB688320	PLUG, PIPE.....	EA	1
70	17	PAOZZ	5305-00-98-4984	96906	MS35206-227	SCREW, MACHINE.....	EA	1
70	18	PAOZZ	5310-00-722-5998	96906	MS15759-805	WASHER, FLAT.....	EA	1
70	19	PAOZZ	5310-00-045-400	96906	M535338-41	WASHER, LOCK.....	EA	1
70	21	XDOZZ		94197	SMC688307	STRAP ASSEMBLY.....	EA	12
70	28	XOOZZ		94197	SMC688306	POLE, SUPPORT.....	EA	1
<b>49</b>								

## NATIONAL STOCK NUMBER AND PART NUMBER INDEX

NOTE: LATEST NATIONAL STOCK NUMBER AND PART NUMBER ASSIGNMENTS ARE INCLUDED AT END OF INDEX.

STOCK NUMBER	FIG.	ITEM	STOCK NUMBER	FIG.	ITEM
5310-00-045-4001	70	19	5310-00-582-5677	18	5
5305-00-050-9230	55	6	5310-00-582-5617	61	3
5305-00-050-9236	55	8	5925-00-583-1941	33	11
5310-00-061-1258	47	18	5310-00-625-5756	61	11
5305-00-071-2087	61	2	6760-00-634-7640	6	14
5305-00-082-6121	61	5	6760-00-634-7646	6	13
7110-00-151-6508	2	34	5925-00-682-4096	33	12
5340-00-151-7676	61	14	5310-00-722-5998	70	18
7910-00-151-7766	6	27	5305-00-781-5666	18	4
5305-00-151-9916	18	6	5925-00-818-4811	33	14
5305-00-151-9916	40	22	5925-00-828-4018	33	2
6645-00-224-8629	14	33	5310-00-838-0762	46	14
5995-00-247-3407	3	7	5920-00-878-5571	48	6
6675-00-253-1510	9	16	5305-00-883-0627	61	15
6230-00-264-8261	8	4	53L0-00-889-2528	47	20
5895-00-451-6163	14	23	5310-00-903-5966	61	4
5995-00-490-4279	3	6	5310-00-933-8120	55	4
5805-00-543-0012	7	26	5310-00-933-8121	61	7
5310-00-543-2648	61	6	5310-00-934-9760	55	5
5325-00-543-3866	47	7	5925-00-950-6550	33	15
5310-00-550-5054	55	3	5310-00-974-6623	61	12
5815-00-553-6061	14	21	5305-00-984-4984	70	17
5815-00-557-5970	14	29	6615-00-999-6643	9	16

FSCM	PART NUMBER	FIGURE NO.	ITEM NO.	FSCM	PART NUMBER	FIGURE NO.	ITEM NO.
80058	AN/UGC-4	14	29	94197	SM8688379	61	14
80058	8M46A	9	16	94197	SHC688166-1	18	6
06400	8B52A	9	16	94197	SMC688166-1	40	22
80058	CX12150TS43A	3	6	94197	SMC688166-2	40	19
80058	CX12160OTS043A	3	7	94197	SMC688281	15	10
70318	C5947-4	46	14	94197	SMC688306	70	28
08108	FIST8ZD	15	11	94197	SMC688307	70	21
81349	MILC1194	14	33	94197	SMC688382	61	1
94197	MIL152295	6	21	94197	SMC688383	61	10
96906	MS15795-805	70	18	94197	SMC688384	61	8
96906	MS15795-809	55	3	94197	SMC688478	47	21
96906	MS15795-810	61	3	94197	SMCb88481	46	18
96906	MS15795-812	61	11	94197	SMC688554	55	7
96906	M515975-810	18	5	94197	SMD688067	2	32
969C6	MS16574	7	15	94197	SMD688339	2	18
96906	MS24617-23	61	15	94197	SMD688340	2	19
96906	MS24693C278	18	4	94197	SMD688653	2	17
96906	MS26565-10	6	13	94197	SMD688654	2	34
96906	MS26565-20	6	14	94197	SMD689343GR1	7	12
81349	MS26565-5	6	15	94197	SMD689343GR3	7	13
96906	MH535206-227	70	17	94197	SM0689343GR3	55	2
96906	MS35338-138	55	4				
96900	MS535338-139	61	7	94197	SMD689343GR4	7	14
96906	M535338-140	61	12	94197	SMD689343GR6	6	33
96906	MS35338-41	70	19	94197	SMD689343GR7	6	30
96906	MS35490-66	47	7	94197	SME688302	1	1
96906	MS35649-204	55	5	94197	SME688402-4	41	23
96906	M545904-68	47	20	94197	SME689250-2	2	15
96906	MS45904-76	47	18	94197	SME689250-42	7	24
96906	MS51957-64	55	6	61864	SS58685	61	6
96906	MS5195S-70	55	8	80058	TA312PT	7	26
96906	MS51957-81	61	5	80058	TT76BGCC	14	21
96906	N551957-84	61	2	81348	WL661	7	25
96906	MS51971-1	61	4	49367	ZZMW2016-22-50	27	2
81349	MX148G	8	6	49367	ZZMW2016-22-50	28	4
80058	MX991U	8	4	53800	20-5011	6	27
04809	QO-115	33	14	53800	20A26502CZ	6	28
04809	QO-120	33	11	53800	20A2650202	6	28
04809	QO-130	33	12	75915	313-500	48	6
04809	QO-315	33	3	36378	441892	4	14
04809	QO-330	33	2	55586	5X150412	6	34
04809	QO-350	33	15	8d744	60-02005	39	2
80063	SM-C-688283	14	23	88744	60-0719-25	39	1
94197	SMB688320	70	16	70276	7-64ACROSSFLATS	4	2

## LATEST PART NUMBER ASSIGNMENT

FSCM	PART NUMBER	FIG. NO.	ITEM NO.
94197	SMD689343GR5	6	16

RECOMMENDED CHANGES TO EQUIPMENT TECHNICAL PUBLICATIONS



THEN... JOT DOWN THE DOPE ABOUT IT ON THIS FORM, CAREFULLY TEAR IT OUT, FOLD IT AND DROP IT IN THE MAIL!

**SOMETHING WRONG WITH THIS PUBLICATION?**

FROM: (PRINT YOUR UNIT'S COMPLETE ADDRESS)

DATE SENT

PUBLICATION NUMBER

PUBLICATION DATE

PUBLICATION TITLE

BE EXACT... PIN-POINT WHERE IT IS

PAGE NO.	PARA-GRAPH	FIGURE NO.	TABLE NO.
----------	------------	------------	-----------

IN THIS SPACE TELL WHAT IS WRONG AND WHAT SHOULD BE DONE ABOUT IT:

TEAR ALONG PERFORATED LINE

PRINTED NAME, GRADE OR TITLE, AND TELEPHONE NUMBER

SIGN HERE:

DA FORM 2028-2  
1 JUL 79

PREVIOUS EDITIONS  
• ARE OBSOLETE.

P.S.—IF YOUR OUTFIT WANTS TO KNOW ABOUT YOUR RECOMMENDATION MAKE A CARBON COPY OF THIS AND GIVE IT TO YOUR HEADQUARTERS.

By Order of the Secretary of the Army:

Official:

ROBERT M. JOYCE  
*Brigadier General, United States Army*  
*The Adjutant General*

E.C. MEYER  
*General, United States Army*  
*Chief of Staff*

Distribution:

To be distributed in accordance with special mailing list.



